

ANNUAL ACCOUNTS

2021-2022



ज्ञान-विज्ञान विमुक्तये

UNIVERSITY GRANTS COMMISSION

Bahadur Shah Zafar Marg

New Delhi - 110002

www.ugc.ac.in

© **University Grants Commission**

Printed : November 2022

80 copies

Printed and Published by : Secretary, University Grants Commission Bahadur Shah Zafar Marg,
New Delhi- 110002

Designed and Printed by : **Deeya Media Art**
D-41/A, Opp. Metro Pillar No. 33, Vikas Marg,
Laxmi Nagar, Delhi-110092
Ph. : +91 9312550335, 7042732332
E-mail : infodma07@gmail.com

UNIVERSITY GRANTS COMMISSION

FINANCIAL STATEMENTS 2021-2022

INDEX

PARTICULARS	PAGES
FINANCIAL STATEMENTS	
Balance Sheet as at 31st MARCH 2022	5
Income and Expenditure Account for the year ended 31st MARCH 2022	6
Receipts and Payments Accounts for the year ended 31st MARCH 2022	7
SCHEDULES & ANNEXURES	
Schedules forming part of Balance Sheet (1 to 8)	8-17
Schedules forming part of Income & Expenditure (9 to 22)	18-34
Banks Balance (Head Quarter & Regional Offices) as per Annexure-1	35-37
ANNEXURES FOR REVENUE EXPENDITURE GRANT	38-55
ANNUAL ACCOUNT GPF	56-58
ANNUAL ACCOUNT NPS	59-61
NOTES & POLICIES	
Significant Accounting Policies (Schedule-23)	62
Contingent Liabilities & Notes on Accounts (Schedule-24)	63-64
SEPARATE AUDIT REPORT	
Separate Audit Report (SAR)	65-74
Comments of UGC on SAR	75-87

UNIVERSITY GRANTS COMMISSION

BALANCE SHEET AS AT 31st MARCH 2022

(Amount in Rs.)

SOURCES OF FUNDS	Schedule	2021-2022	2020-2021
CORPUS/CAPITAL FUND	1	(4,294,039,411)	(3,395,759,389)
DESIGNATED/ EARMARKED / ENDOWMENT FUNDS	2	160,063,585	370,054,846
CURRENT LIABILITIES & PROVISIONS	3	9,774,575,754	9,949,404,629
TOTAL		5,640,599,928	6,923,700,086
APPLICATION OF FUNDS			
FIXED ASSETS	4		
Tangible Assets		52,108,441	57,217,305
Intangible Assets		-	-
Capital Works-In-Progress		-	-
INVESTMENTS FROM EARMARKED / ENDOWMENT FUNDS	5		
Long Term		1,812,051	4,691,341
Short Term		-	-
INVESTMENT OTHER	6		
CURRENT ASSETS	7	5,430,917,221	6,702,383,099
LOANS, ADVANCES & DEPOSITS	8	155,762,215	159,408,341
TOTAL		5,640,599,928	6,923,700,086
PRINCIPLE ACCOUNTING POLICIES	23		
NOTES TO ACCOUNTS	24		

Place :

Date :



(P. N. GUPTA)
UNDER SECRETARY



(DR. N. GOPUKUMAR)
JOINT SECRETARY



(PRAKASH KUMAR THAKUR)
FINANCIAL ADVISOR



(PROF. RAJNISH JAIN)
SECRETARY

UNIVERSITY GRANTS COMMISSION

INCOME AND EXPENDITURE ACCOUNT FOR THE YEAR ENDED ON 31st MARCH 2022

(Amount in Rs.)

Particulars	Schedule	2021-2022	2020-2021
INCOME			
Academic Receipts	9	-	-
Grants / Subsidies	10	135,878,163,036	126,805,469,293
Income from Investments	11	-	-
Interest earned	12	306,046,452	267,194,823
Other Income	13	16,572,017	35,451,094
Prior Period Income	14	-	-
TOTAL (A)		136,200,781,505	127,108,115,210
EXPENDITURE			
Staff Payments & Benefits (Establishment Expenses)	15	1,426,455,880	5,785,847,604
Expenditure on Grants, Subsidies etc	10	135,010,763,694	125,966,640,273
Academic Expenses	16	-	-
Administrative and General Expenses	17	620,170,981	554,346,242
Transportation Expenses	18	5,265,570	4,700,804
Repairs & Maintenance	19	16,386,205	14,465,051
Finance Costs (Bank Charges)	20	208,118	10,699
Other Expense	21	-	-
Prior Period Expenses	22	14,702,215	51,121,236
Depreciation	4	10,196,800	9,591,720
TOTAL (B)		137,104,149,463	132,386,723,629
Balance being excess of Income over Expenditure (A-B)		-903,367,958	-5,278,608,419
Transfer to / from Designated Fund		-	-
Building fund		-	-
Others (specify)		-	-
"Balance Being Surplus / (Deficit) carried to Corpus Capital Fund"		-903,367,958	-5,278,608,419
Principle Accounting Policies	23		
Notes to Accounts	24		

Place :

Date :



(P. N. GUPTA)
UNDER SECRETARY



(DR. N. GOPUKUMAR)
JOINT SECRETARY



(PRAKASH KUMAR THAKUR)
FINANCIAL ADVISOR



(PROF. RAJNISH JAIN)
SECRETARY

UNIVERSITY GRANTS COMMISSION

RECEIPTS AND PAYMENTS ACCOUNT FOR THE YEAR ENDED 31st MARCH 2022

(Amount in Rs.)

RECEIPTS	2021-2022	2020-2021	PAYMENTS	2021-2022	2020-2021
Opening Balance			Expenses		
Bank Balance			Establishment Expenses	506,825,150	516,830,905
Savings Accounts(HQ)	6,682,278,364	7,332,742,975	Administrative Expenses	620,871,954	552,402,418
Savings Accounts(RO)	20,104,735	503,256,853	Transportation Expenses	5,265,570	4,700,804
In Deposit Accounts(HQ)	4,691,341	4,510,330	Repairs & Maintenance	16,386,205	14,465,051
			Finance Cost (Bank Charges)	208,118	10,699
			Prior Period Expenses	14,702,215	51,121,236
Grants Authorized			Payments against Earmarked/ Endowment Funds (Sch 11)	-	-
From Ministries	138,504,258,000	131,351,300,000	Payments against Earmarked/ Endowment Funds (Sch 2)	2,748,012,770	2,856,139,126
Refund Of Grant From Various Institutions	2,622,932,176	1,948,009,563	Expenditure on Grants	135,010,763,694	125,966,640,273
Amount Received From Earmark Fund (Sch 2)	-	-	Other Payments	-	3,216,129
Recovery of Advances (Sch 7)	-	-	Fixed Assets (Schedule 4)	5,087,936	4,406,595
			Amount refunded to Ministry of Education	4,424,509,041	542,722,940
			Grant Lapsed at the end of Financial Year	1,918,017,899	6,516,287,702
Interest Income					
Bank Deposits	214,405,317	119,817,609	Other Payments	-	1,320,179
Loans and Advances	6,069,974	91,514			
Savings Bank Accounts (Schedule 12)	89,217,287	145,138,223	Investments and Advances	-	-
Receipt against Earmarked/ Endowment Funds (Sch 2)	2,538,021,509	2,297,020,335	Closing balance		
			Bank balance		
Other Income(Schedule 13)	16,572,017	35,451,094	In Savings accounts(HQ)	5,413,048,300	6,682,278,364
Other Receipt	4,829,104	-	In Savings accounts(RO)	17,868,921	20,104,735
			In Deposit Accounts(Schedule 5)	1,812,051	4,691,341
TOTAL	150,703,379,823	143,737,338,497	TOTAL	150,703,379,823	143,737,338,497

Place :

Date :



(P. N. GUPTA)
UNDER SECRETARY



(DR. N. GOPUKUMAR)
JOINT SECRETARY



(PRAKASH KUMAR THAKUR)
FINANCIAL ADVISOR



(PROF. RAJNISH JAIN)
SECRETARY

UNIVERSITY GRANTS COMMISSION

SCHEDULE 1- CORPUS/CAPITAL FUND

(Amount in Rs.)

Particulars	2021-2022	2020-2021
Balance at the beginning of the year	-3,395,759,389	1,878,442,435
Add: Contributions towards Corpus/Capital Fund	-	-
Add: Grants from Government of India to the extent utilized for capital expenditure	5,087,936	4,406,595
Add: Assets Purchased out of Earmarked Funds	-	-
Add: Deficit/Surplus for the year transferred from the Income and Exp A/c	-	-
Add: FDR Matured UGC NET	-	-
Less: Amount refund to Ministry of Education	-	-
Less: Amount of GPF Corpus Fund	-	-
Less: Amount of NPS Corpus Fund	-	-
Add: Adjustment of advance as per Audit Objection	-	-
Add: Adjustment as per audit objection	-	-
Add: Excess of Income over expenditure transferred from the Income & Expenditure Account	-903,367,958	-5,278,608,419
TOTAL	(4,294,039,411)	-3,395,759,389
(Deduct) Deficit transferred from the Income & expenditure Account	-	-
Balance at the year end	(4,294,039,411)	-3,395,759,389

Place :

Date :



(P. N. GUPTA)
UNDER SECRETARY



(DR. N. GOPUKUMAR)
JOINT SECRETARY



(PRAKASH KUMAR THAKUR)
FINANCIAL ADVISOR



(PROF. RAJNISH JAIN)
SECRETARY

UNIVERSITY GRANTS COMMISSION

SCHEDULE 2- DESIGNATED/ EARMARKED / ENDOWMENT FUNDS

(Amount in Rs.)

Particulars	Fund wise Breakup						Total
	Endowment Fund	Maulana Azad National Fellowship For Minorities	National Fellowship For OBC	National Fellowship for SC	National Fellowship for ST	2021-2022	
A.							
a) Opening balance	10,394,817	41,866,426	48,846,102	259,034,411	9,913,090	370,054,846	929,173,637
b) Additions during the year	-	740,000,000	555,500,000	1,223,997,830	-	2,519,497,830	2,254,975,683
c) Income from investments made of the funds	91,118	3,447,839	325,802	5,935,948	-	9,800,707	32,624,773
d) Accrued Interest on investments/Advances	117,640	-	-	-	-	117,640	166,491
e) Interest on Savings Bank a/c	108,182	3,799	302,690	893,582	288,492	1,596,745	480,102
f) Other additions (Specify nature)	-	2,193,743	1,399,114	2,815,730	600,000	7,008,587	8,773,286
TOTAL (A)	10,711,757	787,511,807	606,373,708	1,492,677,501	10,801,582	2,908,076,355	3,226,193,972
B.							
Utilisation/Expenditure towards objectives of funds							
i) Capital Expenditure	-	-	-	-	-	-	-
ii) Revenue Expenditure	-	781,544,184	603,556,410	1,362,577,276	334,900	2,748,012,770	2,856,139,126
TOTAL (B)	-	781,544,184	603,556,410	1,362,577,276	334,900	2,748,012,770	2,856,139,126
Closing balance at the year end (A - B)	10,711,757	5,967,623	2,817,298	130,100,225	10,466,682	160,063,585	370,054,846
Represented by							
Cash and Bank Balances	8,630,205	5,897,510	97,326	663,064	10,466,682	25,754,787	15,660,645
Investments	1,812,051	70,113	2,719,972	129,437,161	-	134,039,297	354,165,508
Interest accrued but not due	269,501	-	-	-	-	269,501	228,693
TOTAL	10,711,757	5,967,623	2,817,298	130,100,225	10,466,682	160,063,585	370,054,846

Place :

Date :



(P. N. GUPTA)

UNDER SECRETARY



(DR. N. GOPUKUMAR)

JOINT SECRETARY



(PRAKASH KUMAR THAKUR)

FINANCIAL ADVISOR



(PROF. RAJNISH JAIN)

SECRETARY

UNIVERSITY GRANTS COMMISSION

SCHEDULE 2A- ENDOWMENT FUNDS

(Amount in Rs.)

1. Sr No.	2. Name of the Endowment	Opening Balance		Additions during the year			7. Refund	Total		10. Expenditure on the object during the year	Closing Balance		Total (11+12)
		3. Endowment	4. Accumulated Interest	5. Endowment	6. Interest	8. Endowment (3+5+7)		9. Accumulated Interest (4+6)	11. Endowment		12. Accumulated Interest		
1	Endowment Fund	10,394,817	117,640.00	-	199,300	-	-	10,394,817	316,940	-	10,394,817	316,940	10,711,757
2	Maulana Azad National Fellowship For Minorities	41,866,426	-	740,000,000	3,451,638	2,193,743		784,060,169	3,451,638	781,544,184	2,515,985	3,451,638	5,967,623
3	National Fellowship For OBC	48,846,102	-	555,500,000	628,492	1,399,114		605,745,216	628,492	603,556,410	2,188,806	628,492	2,817,298
4	National Fellowship for SC	259,034,411	-	1,223,997,830	6,829,530	2,815,730		1,485,847,971	6,829,530	1,362,577,276	123,270,695	6,829,530	130,100,225
5	National Fellowship for ST	9,913,090	-	-	288,492	600,000		10,513,090	288,492	334,900	10,178,190	288,492	10,466,682
TOTAL		370,054,846	117,640	2,519,497,830	11,397,452	7,008,587		2,896,561,263	11,515,092	2,748,012,770	148,548,493	11,515,092	160,063,585

Place :
Date :



(P. N. GUPTA)
UNDER SECRETARY



(DR. N. GOPUKUMAR)
JOINT SECRETARY



(PRAKASH KUMAR THAKUR)
FINANCIAL ADVISOR



(PROF. RAJNISH JAIN)

SECRETARY

UNIVERSITY GRANTS COMMISSION

SCHEDULE 3- CURRENT LIABILITIES & PROVISIONS

(Amount in Rs.)

Particulars	2021-2022	2020-2021
CURRENT LIABILITIES		
Life Insurance Premium-Deputation	-	-
Group Insurance Scheme-Deputation	-	-
GIS (Employee)	-	-
Licence Fee	-	57,143
Time Barred Cheque	-	-
Withheld Amount from Gratuity	1,446,055	1,018,001
Court Recoveries	-	-
Conveyance Advance-Deputation	-	-
Security Deposit from Private Parties-Liabilities	1,660,880	895,880
Tax /GST Deducted yet to be deposited	3,988,401	-
LIC Final Payment	410,919	706,127
NPS-RO	-	-
Unutilised Grant	3,573,560,258	4,672,147,994
Total (A)	3,581,066,513	4,674,825,145
Sundry Creditors	506,144	336,454
Salary Payable	18,508,564	-
Salary Deduction	7,951,008	-
Expenses Payable	4,355,668	5,226,331
Total (B)	31,321,384	5,562,785
PROVISIONS		
Leave Encashment Payable	193,255,508	4,818,665,527
Gratuity Payable	275,063,121	280,012,202
Pension Payable	5,693,869,228	170,338,970
Total (C)	6,162,187,857	5,269,016,699
Total (A+ B+C)	9,774,575,754	9,949,404,629

Place :

Date :



(P. N. GUPTA)
UNDER SECRETARY



(DR. N. GOPUKUMAR)
JOINT SECRETARY



(PRAKASH KUMAR THAKUR)
FINANCIAL ADVISOR



(PROF. RAJNISH JAIN)
SECRETARY

UNIVERSITY GRANTS COMMISSION

SCHEDULE 3C- UNUTILIZED GRANTS FROM UGC, GOVERNMENT OF INDIA

(Amount in Rs.)

Particulars	2021-2022	2020-2021
Grants: Government of India		
Balance B/F	4,672,147,994	5,241,724,961
Add: Grant authorized during the year	138,504,258,000	131,351,300,000
Less: Grant Lapsed at the end of Financial Year	1,918,017,899	6,516,287,702
Total (A)	141,258,388,095	130,076,737,259
Less: Refund to Ministry	4,424,509,041	542,722,940
Less: utilized for Revenue Expenditure	133,255,230,860	124,857,459,730
Less: utilized for Capital Expenditure	5,087,936	4,406,595
Total (B)	137,684,827,837	125,404,589,265
Unutilized C/F (A-B)	3,573,560,258	4,672,147,994

Place :

Date :



(P. N. GUPTA)
UNDER SECRETARY



(DR. N. GOPUKUMAR)
JOINT SECRETARY



(PRAKASH KUMAR THAKUR)
FINANCIAL ADVISOR



(PROF. RAJNISH JAIN)
SECRETARY

UNIVERSITY GRANTS COMMISSION

SCHEDULE 4- FIXED ASSETS

(Amount in Rs.)


Assets Heads	Gross Block			Depreciation for the Year 2021-2022			Net Block			
	Op Balance 01.04.2021	Additions	Deductions	CI Balance	Depreciation O.B.	Depreciation for the year	Deductions/ Adjustment	Total Depreciation	31.03.2022	31.03.2021
Furniture & Fixture	22,791,282	261,790	-	23,053,072	13,249,228	1,609,850	-	14,859,078	8,193,994	9,542,054
Electrical Appliances	57,428,352	672,260	-	58,100,612	23,285,053	2,905,031	-	26,190,084	31,910,528	34,143,299
Computer Peripherals	98,963,079	2,907,394	-	101,870,473	90,636,166	4,258,987	-	94,895,153	6,975,320	8,326,913
Library Books & Journals	1,683,931	6,043	-	1,689,974	1,330,454	129,670	-	1,460,124	229,850	353,477
Motor Vehicle	6,693,208	-	-	6,693,208	4,512,664	669,321	-	5,181,985	1,511,223	2,180,544
Office Equipment	3,867,141	499,303	-	4,366,444	1,196,125	327,483	-	1,523,608	2,842,838	2,671,018
TOTAL (A)	191,426,993	4,346,790	-	195,773,783	134,209,690	9,900,342	-	144,110,032	51,663,753	57,217,305

Capital Work in Progress (B)										
-------------------------------------	--	--	--	--	--	--	--	--	--	--

Intangible Assets	Gross Block			Depreciation for the Year 2021-2022			Net Block			
	Op Balance 01.04.2021	Additions	Deductions	CI Balance	Depreciation O.B.	Depreciation for the year	Deductions/ Adjustment	Total Depreciation	31.03.2022	31.03.2021
Computer Software	-	741,146	-	741,146	-	296,458	-	296,458	444,688	-
E-Journal	-	-	-	-	-	-	-	-	-	-
Patents	-	-	-	-	-	-	-	-	-	-
TOTAL (C)	-	741,146	-	741,146	-	296,458	-	296,458	444,688	-

Grand Total (A+B+C)	191,426,993	5,087,936	-	196,514,929	134,209,690	10,196,800	-	144,406,490	52,108,441	57,217,305
----------------------------	--------------------	------------------	----------	--------------------	--------------------	-------------------	----------	--------------------	-------------------	-------------------

Place :
Date :



(P. N. GUPTA)
UNDER SECRETARY



(DR. N. GOPUKUMAR)
JOINT SECRETARY



(PRAKASH KUMAR THAKUR)
FINANCIAL ADVISOR



(PROF. RAJNISH JAIN)
SECRETARY

UNIVERSITY GRANTS COMMISSION

SCHEDULE 5- INVESTMENTS FROM EARMARKED/ENDOWMENT FUNDS

(Amount in Rs.)


Particulars	2021-2022	2020-2021
	Earmarked Funds	Earmarked Funds
In Central Government Securities	-	-
Other approved Securities	-	-
Term Deposits with Banks	1,812,051	4,691,341
Others (to be specified)	-	-
TOTAL	1,812,051	4,691,341

Place :

Date :



(P. N. GUPTA)
UNDER SECRETARY



(DR. N. GOPUKUMAR)
JOINT SECRETARY



(PRAKASH KUMAR THAKUR)
FINANCIAL ADVISOR



(PROF. RAJNISH JAIN)
SECRETARY

UNIVERSITY GRANTS COMMISSION

SCHEDULE 6- INVESTMENTS- OTHERS

(Amount in Rs.)

Particulars	2021-2022	2020-2021
1. In Central Government Securities	-	-
2. In State Government Securities	-	-
3. Other approved Securities	-	-
4. Shares	-	-
5. Debentures and Bonds	-	-
6. Others (to be specified)	-	-
TOTAL	-	-

Place :

Date :



(P. N. GUPTA)
UNDER SECRETARY



(DR. N. GOPUKUMAR)
JOINT SECRETARY



(PRAKASH KUMAR THAKUR)
FINANCIAL ADVISOR



(PROF. RAJNISH JAIN)
SECRETARY

UNIVERSITY GRANTS COMMISSION

SCHEDULE 7- CURRENT ASSETS

(Amount in Rs.)

Particulars	2021-2022	2020-2021
Bank Balance & Investments-UGC		
Cash in Hand	-	-
Saving Bank A/C HQ	5,413,048,300	6,682,278,364
Saving Bank A/C RO	17,868,921	20,104,735
TOTAL	5,430,917,221	6,702,383,099

Place :

Date :



(P. N. GUPTA)
UNDER SECRETARY



(DR. N. GOPUKUMAR)
JOINT SECRETARY



(PRAKASH KUMAR THAKUR)
FINANCIAL ADVISOR



(PROF. RAJNISH JAIN)
SECRETARY

UNIVERSITY GRANTS COMMISSION

SCHEDULE 8- LOANS, ADVANCES & DEPOSITS

(Amount in Rs.)

Particulars	2021-2022	2020-2021
Advances & Other Assets		
Advances With CPWD	93,592,832	93,592,832
Security Deposite With Govt-Assets	365,356	365,356
House Bulding Advance	-	-
House Bulding Advance-Deputation	-	-
Conveyance Advance	179,821	184,321
Festival Advance	84,075	690,075
Computer Advance	77,709	90,209
Life Insurances Scheme	-	-
Group Insurances Scheme	-	-
Licence Fee-Govt Accomodation	-	-
NDMC	-	-
Misc Receipts-Deputation	-	-
UGC-NPS Recovery	-	-
Interest Receivable from - CPF A/C	-	-
Advance for Meeting & Conference	636,290	626,290
Advance for Telephone	-	2,583,609
Licence Fee Advance	-	-
Anti Ragging Cell	713,250	5,000,000
LTC Advance	223,174	321,000
Medical Advance	2,034,000	385,200
Prepaid Insurance	23,502	29,676
Advance with NICSI	-	-
Advance to Kirori Mal College	15,000,000	15,000,000
Advance Misc. Office Expense	25,042,699	22,071,245
Prepaid AMC	477,103	492,776
TA/DA Official Advance	-	320,000
Publication Advance	2,361,550	2,200,000
Prepaid Membership	-	-
Other Assets		
TDS Remittance	-	74,250
Imprest Money Advance	10,000	-
Motor Car/Motor Cycle Upkeep Advance	-	66,348
E-Governance INFLIBNET Estt Advance	9,458,495	12,196,000
Income Accrued		
Interest accrued on endowments FDR	269,501	228,693
Interest accrued on CPF FDR	-	-
Interest accrued on GPF FDR	-	-
Interest accrued	5,212,858	2,890,461
TOTAL	155,762,215	159,408,341

Place :

Date :



(P. N. GUPTA)
UNDER SECRETARY



(DR. N. GOPUKUMAR)
JOINT SECRETARY



(PRAKASH KUMAR THAKUR)
FINANCIAL ADVISOR



(PROF. RAJNISH JAIN)
SECRETARY

UNIVERSITY GRANTS COMMISSION

SCHEDULE 9- ACADEMIC RECEIPTS

(Amount in Rs.)

Particulars	2021-2022	2020-2021
FEES FROM STUDENTS		
Academic		
1. Tuition Fee	-	-
2. Admission Fee	-	-
3. Enrolment Fee	-	-
4. Library Admission Fee	-	-
5. Laboratroy Fee	-	-
6. Art & Craft Fee	-	-
7. Regisration Fee	-	-
8. Syllabus Fee	-	-
Total (A)	-	-
Examinations		
1. Admission test fee		
2. Annual Examination fee	-	-
3. Mark sheet, certificate fee	-	-
4. Entrance examination fee	-	-
Total (B)	-	-
Other Fees		
1. Identity card fee	-	-
2. Fine/ Miscellaneous fee/Penalty Fee		
3. Medical fee	-	-
4. Transportation fee	-	-
5. Hostel fee	-	-
6. Processing fee/ Regulatory Charges from Institutions		
Total(C)	-	-
Sale of Publications		
1. Sale of Admission forms	-	-
2. Sale of syllabus and Question Paper, etc.	-	-
3. Sale of prospectus including admission forms	-	-
Total (D)	-	-

Place :

Date :



(P. N. GUPTA)
UNDER SECRETARY



(DR. N. GOPUKUMAR)
JOINT SECRETARY



(PRAKASH KUMAR THAKUR)
FINANCIAL ADVISOR



(PROF. RAJNISH JAIN)
SECRETARY

UNIVERSITY GRANTS COMMISSION

SCHEDULE 9- ACADEMIC RECEIPTS

(Amount in Rs.)

Particulars	2021-2022	2020-2021
Other Academic Receipts		
1. Registration fee for workshops, programmes	-	-
2. Registration fees (Academic Staff College)	-	-
Total (E)	-	-
GRAND TOTAL (A+B+C+D+E)	-	-

Place :

Date :



(P. N. GUPTA)
UNDER SECRETARY



(DR. N. GOPUKUMAR)
JOINT SECRETARY



(PRAKASH KUMAR THAKUR)
FINANCIAL ADVISOR



(PROF. RAJNISH JAIN)
SECRETARY

UNIVERSITY GRANTS COMMISSION

SCHEDULE 10- GRANTS & SUBSIDIES (IRREVOCABLE GRANTS RECEIVED)

(Amount in Rs.)

Particulars	2021-2022	2020-2021
	Govt. of India	Govt. of India
Balance B/F	4,672,147,994	5,241,724,961
Add: Grant authorized during the year	138,504,258,000	131,351,300,000
Less: Grant Lapsed at the end of Financial Year	1,918,017,899	6,516,287,702
Add: Income during the year	322,618,469	302,645,917
Total	141,581,006,563	130,379,383,176
Less: utilized for Capital Expenditure	5,087,936	4,406,595
Less: Refunded to Ministry of Education	4,424,509,041	542,722,940
Add: Refund of Unspent Grant	2,622,932,176	1,948,009,563
Balance	139,774,341,762	131,780,263,204
Less: utilized for Grants & Subsidies	135,010,763,694	125,966,640,273
Less: utilized for Revenue Expenditure	1,190,017,811	1,141,474,937
Balance C/F (C)	3,573,560,258	4,672,147,994

Place :

Date :



(P. N. GUPTA)
UNDER SECRETARY



(DR. N. GOPUKUMAR)
JOINT SECRETARY



(PRAKASH KUMAR THAKUR)
FINANCIAL ADVISOR



(PROF. RAJNISH JAIN)
SECRETARY

UNIVERSITY GRANTS COMMISSION

SCHEDULE 11- INCOME FROM INVESTMENTS

(Amount in Rs.)

Particulars	Earmarked/ Endowment Funds		Other Investments	
	2021-2022	2020-2021	2021-2022	2020-2021
Interest	-	-	-	-
On Government Securities	-	-	-	-
Other Bonds/Debentures	-	-	-	-
Interest on Term Deposits	-	-	-	-
Interest on Savings Bank Accounts	-	-	-	-
TOTAL	-	-	-	-
Transferred to Earmarked/Endowment Funds			-	-
Balance				

Place :

Date :



(P. N. GUPTA)
UNDER SECRETARY



(DR. N. GOPUKUMAR)
JOINT SECRETARY



(PRAKASH KUMAR THAKUR)
FINANCIAL ADVISOR



(PROF. RAJNISH JAIN)
SECRETARY

UNIVERSITY GRANTS COMMISSION

SCHEDULE 12- INTEREST EARNED

(Amount in Rs.)

Particulars	2021-2022	2020-2021
On Savings Accounts with scheduled banks	80,979,166	109,978,466
On Flexi Accounts with scheduled banks	216,768,522	121,965,086
Regional Offices		
CRO Bhopal	5,604,769	16,471,470
ERO Kolkata	860,930	1,201,240
WRO - Pune	777,033	6,578,231
SERO Hyderabad	263,081	1,797,331
SWRO- Bangalore	713,656	4,574,576
NERO-Guwahati	18,652	4,536,910
On Loans		
Employees/Staff	60,643	91,514
Others	-	-
On Debtors and Other Receivables	-	-
TOTAL	306,046,452	267,194,823

Place :

Date :



(P. N. GUPTA)
UNDER SECRETARY



(DR. N. GOPUKUMAR)
JOINT SECRETARY



(PRAKASH KUMAR THAKUR)
FINANCIAL ADVISOR



(PROF. RAJNISH JAIN)
SECRETARY

UNIVERSITY GRANTS COMMISSION

SCHEDULE 13- OTHER INCOME

(Amount in Rs.)

Particulars	2021-2022	2020-2021
Income from Land & Buildings		
Hostel Room Rent	-	-
License fee (UGC Staff Quarter)	13,520	12,480
Hire Charges of Auditorium/Play ground/Convention Centre, etc	-	-
Electricity charges recovered	-	65,472
Total (A)	13,520	77,952
Sale of Institute's publications		
Income from holding events		
Gross Receipts from annual function/ sports carnival	-	-
Less: Direct expenditure incurred on the annual function/ sports carnival	-	-
Gross Receipts from fetes	-	-
Less: Direct expenditure incurred on the fetes	-	-
Gross Receipts for educational tours	-	-
Less: Direct expenditure incurred on the tours	-	-
Others (to be specified and separately disclosed)	-	-
Total (B)	-	-
Others		
RTI fees	32,827	36,796
Sale of application form (recruitment)	-	-
Misc. receipts (Sale of tender form, waste paper, etc.)	355,670	-
Processing Fee for deemed University	16,000,000	34,500,000
Profit on sale of Assets	170,000	-
Owned assets	-	-
Assets received free of cost	-	-
Grants/Donations from Institutions, Welfare Bodies and International Organizations	-	-
Others (specify)	-	836,346
Total(C)	16,558,497	35,373,142
GRAND TOTAL (A+B+C)	16,572,017	35,451,094

Place :

Date :



(P. N. GUPTA)
UNDER SECRETARY



(DR. N. GOPUKUMAR)
JOINT SECRETARY



(PRAKASH KUMAR THAKUR)
FINANCIAL ADVISOR



(PROF. RAJNISH JAIN)
SECRETARY

UNIVERSITY GRANTS COMMISSION

SCHEDULE 14- PRIOR PERIOD INCOME

(Amount in Rs.)

Particulars	2021-2022	2020-2021
1. Academic Receipts	-	-
2. Income from Investments	-	-
3. Interest earned	-	-
4. Other Income	-	-
TOTAL	-	-

Place :

Date :



(P. N. GUPTA)
UNDER SECRETARY



(DR. N. GOPUKUMAR)
JOINT SECRETARY



(PRAKASH KUMAR THAKUR)
FINANCIAL ADVISOR



(PROF. RAJNISH JAIN)
SECRETARY

UNIVERSITY GRANTS COMMISSION

SCHEDULE 15- STAFF PAYMENTS & BENEFITS (ESTABLISHMENT EXPENSES)

(Amount in Rs.)

Particulars	2021-2022			2020-2021		
	H.O.	R.O.	Total	H.O.	R.O.	Total
Salaries and Wages	219,468,871	23,807,555	243,276,426	224,517,356	24,160,759	248,678,115
Dearness Allowance	61,057,456	5,919,095	66,976,551	39,075,006	3,902,389	42,977,395
Transport Allowance	20,427,848	1,865,453	22,293,301	19,209,755	1,908,022	21,117,777
HRA	42,607,292	5,175,835	47,783,127	40,177,266	4,676,300	44,853,566
Children Education Allowance	3,402,000	324,677	3,726,677	5,582,250	346,204	5,928,454
Over Time Allowance	28,364	-	28,364	42,087	-	42,087
T A Officers	2,112,694	373,749	2,486,443	693,789	403,724	1,097,513
T A Establishment	45,889	207,396	253,285	-	12,056	12,056
Deputation Allowance	58,500	-	58,500	54,000	-	54,000
LTC Establishment	997,910	76,176	1,074,086	2,285,121	229,599	2,514,720
LTC Officer	1,686,081	350,931	2,037,012	1,592,278	469,974	2,062,252
Medical Reimbursement	9,413,408	2,234,084	11,647,492	9,489,874	1,222,431	10,712,305
Honorarium	47,500	-	47,500	64,000	-	64,000
Pension & Leave Salary Contribution	-	-	-	543,670	58,340	602,010
Deposit Link Insurance	240,000	-	240,000	-	-	-
Leave Salary Encashment	54,942,430	319,610	55,262,040	197,959,942	189,068	198,149,010
Pension- On Retirement	919,204,484	-	919,204,484	4,874,123,817	-	4,874,123,817
Gratuity- On Retirement	50,060,592	-	50,060,592	332,858,527	-	332,858,527
Cultural Exchange programme	-	-	-	-	-	-
TOTAL	1,385,801,319	40,654,561	1,426,455,880	5,748,268,738	37,578,866	5,785,847,604

Place :
Date :



(P. N. GUPTA)
UNDER SECRETARY



(DR. N. GOPUKUMAR)
JOINT SECRETARY



(PRAKASH KUMAR THAKUR)
FINANCIAL ADVISOR



(PROF. RAJNISH JAIN)
SECRETARY

UNIVERSITY GRANTS COMMISSION

SCHEDULE 15A- EMPLOYEES RETIREMENT AND TERMINAL BENEFITS

(Amount in Rs.)

	Pension	Gratuity	Leave Encashment	Total
Opening Balance as on 01.04.2021	4,818,665,527	280,012,202	170,338,970	5,269,016,699
Addition: Capitalized value of Contributions Received from other Organizations	-	-	-	-
Total (A)	4,818,665,527	280,012,202	170,338,970	5,269,016,699
Less: Actual Payment during the Year (B)	329,409,987	55,009,673	32,345,502	416,765,162
Balance available as on 31.03.2021 C=(A-B)	4,489,255,540	225,002,529	137,993,468	4,852,251,537
Provision required on 31.03.2022 as per Actuarial Valuation (D)	5,693,869,228	275,063,121	193,255,508	6,162,187,857
A. Provision to be made in the Current Year (D-C)	1,204,613,688	50,060,592	55,262,040	1,309,936,320
B. Contribution to New Pension Scheme	-	-	-	-
C. Medical Reimbursement to Retired Employees	-	-	-	-
D. Travel to Hometown on Retirement	-	-	-	-
E. Deposit Linked Insurance Payment	-	-	-	-
Total (A+B+C+D+E)	1,204,613,688	50,060,592	55,262,040	1,309,936,320

Place :

Date :



(P. N. GUPTA)
UNDER SECRETARY



(DR. N. GOPUKUMAR)
JOINT SECRETARY



(PRAKASH KUMAR THAKUR)
FINANCIAL ADVISOR



(PROF. RAJNISH JAIN)
SECRETARY

UNIVERSITY GRANTS COMMISSION

SCHEDULE 16- ACADEMIC EXPENSES

(Amount in Rs.)

Particulars	2021-2022	2020-2021
a) Laboratory expenses	-	-
b) Field work/Participation in Conferences	-	-
c) Expenses on Seminars/Workshops	-	-
d) Payment to visiting faculty	-	-
e) Examination CMAT & GPAT	-	-
f) Student Welfare expenses	-	-
g) Admission expenses	-	-
h) Convocation expenses	-	-
i) Publications	-	-
j) Stipend/means-cum-merit scholarship	-	-
k) Subscription Expenses	-	-
l) Others (specify)	-	-
TOTAL	-	-

Place :

Date :



(P. N. GUPTA)
UNDER SECRETARY



(DR. N. GOPUKUMAR)
JOINT SECRETARY



(PRAKASH KUMAR THAKUR)
FINANCIAL ADVISOR



(PROF. RAJNISH JAIN)
SECRETARY

UNIVERSITY GRANTS COMMISSION

SCHEDULE 17- ADMINISTRATIVE AND GENERAL EXPENSES

(Amount in Rs.)

Particulars	2021-2022			2020-2021		
	H.Q.	R.O.	Total	H.Q.	R.O.	Total
Infrastructure						
Electricity and Water Expenses	20,286,972	672,420	20,959,392	13,768,386	717,815	14,486,201
Rent, Rates and Taxes (including Property Tax)	4,835,616	128,923	4,964,539	282,740	199,975	482,715
Communication						
Postage	1,186,221	365,074	1,551,295	1,068,899	350,000	1,418,899
Telephone Expenses	6,417,006	194,356	6,611,362	4,395,051	423,781	4,818,832
Others						
Printing and Stationery (consumption)	3,962,315	217,384	4,179,699	5,858,902	236,311	6,095,213
Computer Expenses	2,435,124	-	2,435,124	-	-	-
Auditors Remuneration	1,121,210	69,300	1,190,510	1,314,286	120,205	1,434,491
Advertisement	2,863,525	24,862	2,888,387	864,874	101,150	966,024
Publication	1,070,889	-	1,070,889	1,052,275	-	1,052,275
Magazines & Journals	852,033	14,526	866,559	673,153	161,553	834,706
TA/DA Non Official	2,453,384	125,488	2,578,872	1,960,562	211,383	2,171,945
Honorarium Non Official	3,004,000	-	3,004,000	1,818,711	-	1,818,711
Security & Cleaning Expenses	18,331,944	588,796	18,920,740	17,951,275	-	17,951,275
Misc. Office Expenses	3,752,251	1,547,039	5,299,290	18,274,938	1,616,249	19,891,187
Entertainment Expenses	2,727,781	376,038	3,103,819	1,530,105	257,638	1,787,743
Bonevolent Fund	183,150	50,000	233,150	-	-	-
Legal Expenses	16,003,035	27,638	16,030,673	28,411,858	83,806	28,495,664
Anti Ragging Cell Expenses	24,544,775	-	24,544,775	13,860,909	-	13,860,909
Anti Ragging- Campaign	-	-	-	60,000	-	60,000
House Keeping Expenses	5,241,567	-	5,241,567	4,340,969	-	4,340,969
Liveries & Uniform	285,197	-	285,197	448,364	-	448,364
Salary to Contract Basis Staff	102,868,555	24,236,015	127,104,570	93,341,753	30,077,657	123,419,410
Recruitment Expenses	13,948,942	-	13,948,942	-	-	-
Meeting & Conference Expenses	1,688,873	-	1,688,873	543,523	-	543,523
CGHS Contribution paid to CGHS	6,138,385	-	6,138,385	5,572,510	-	5,572,510
New Pension Scheme (UGC Contribution)	8,277,380	2,005,147	10,282,527	7,499,474	2,144,361	9,643,835
Stipendium Hungaricum Scholarship Programme	1,269,058	-	1,269,058	1,518,973	-	1,518,973
Honorarium to Members RO	-	-	-	-	11,480	11,480
Honorarium to Non Members RO	-	114,875	114,875	-	229,167	229,167
Membership & subscription	286,390	-	286,390	152,500	-	152,500
Training (UGC Officers/Employees)	-	-	-	-	-	-
Professional Charges	7,214,956	-	7,214,956	4,742,224	-	4,742,224
Processing fee refund to Institutions	-	-	-	-	-	-
IT Support Charges	-	-	-	-	-	-
Swayam E-Content	-	-	-	-	-	-
Medical Reimbursement-Ex Employees	23,178,716	-	23,178,716	24,115,784	-	24,115,784
Pension-Monthly	285,409,204	-	285,409,204	246,508,311	-	246,508,311
Ukier E-Mobility Programme	-	-	-	5,000,000	-	5,000,000
E-Governance In fibnet Estt	10,737,505	-	10,737,505	-	-	-
E-Governance	969,273	-	969,273	-	-	-
E-Content Development (Establishment)	120,116	-	120,116	1,221,463	-	1,221,463
TOTAL	583,665,348	30,757,881	614,423,229	508,152,772	36,942,531	545,095,303

Place :

Date :



(P. N. GUPTA)
UNDER SECRETARY



(DR. N. GOPUKUMAR)
JOINT SECRETARY



(PRAKASH KUMAR THAKUR)
FINANCIAL ADVISOR



(PROF. RAJNISH JAIN)
SECRETARY

UNIVERSITY GRANTS COMMISSION

SCHEDULE 17- NAD & IOE

(Amount in Rs.)

Particulars	2021-2022			2020-2021		
	NAD	IOE	Total	NAD	IOE	Total
Honorarium	-	-	-	-	351,120	351,120
Telephone Expenses	-	-	-	72,472	-	72,472
TA/DA Non Official	-	-	-	-	24,400	24,400
Misc. Office Expenses	-	-	-	1,945,524	60,500	2,006,024
Salary to Contract Basis Staff	3,358,115	2,365,337	5,723,452	3,911,046	2,869,677	6,780,723
Meeting & Conference Expenses	-	-	-	-	-	-
Bank Charges	-	-	-	-	-	-
Vehicle (Taxi) Hiring Expenses	-	-	-	-	-	-
Entertainment Expenses	-	-	-	-	-	-
TA/DA Official	-	-	-	-	-	-
Annual Maintenance Charges	24,300	-	24,300	16,200	-	16,200
TOTAL	3,382,415	2,365,337	5,747,752	5,945,242	3,305,697	9,250,939
GRAND TOTAL			620,170,981			554,346,242

Place :

Date :



(P. N. GUPTA)
UNDER SECRETARY



(DR. N. GOPUKUMAR)
JOINT SECRETARY



(PRAKASH KUMAR THAKUR)
FINANCIAL ADVISOR



(PROF. RAJNISH JAIN)
SECRETARY

UNIVERSITY GRANTS COMMISSION

SCHEDULE 18- TRANSPORTATION EXPENSES

(Amount in Rs.)

Particulars	2021-2022			2020-2021		
	H.Q.	R.O.	Total	H.Q.	R.O.	Total
Vehicles (owned by institution)						
Running Expenses	2,023,228	-	2,023,228	1,960,712	-	1,960,712
Repairs & Maintenance	417,743	-	417,743	431,003	-	431,003
Insurance Expenses	90,356	-	90,356	63,724	-	63,724
Car Parking Expenses	-	-	-	-	-	-
Conveyance Expenses	-	-	-	86,069	-	86,069
Vehicles taken on Rent/Lease						
Rent/Lease Expenses	-	-	-	-	-	-
Vehicle (Taxi) Hiring Expenses	2,506,340	-	2,506,340	2,092,336	40,670	2,133,006
Motor Car/ Motor Cycle Upkeep	152,083	75,820	227,903	24,925	1,365	26,290
TOTAL	5,189,750	75,820	5,265,570	4,658,769	42,035	4,700,804

Place :

Date :



(P. N. GUPTA)
UNDER SECRETARY



(DR. N. GOPUKUMAR)
JOINT SECRETARY



(PRAKASH KUMAR THAKUR)
FINANCIAL ADVISOR



(PROF. RAJNISH JAIN)
SECRETARY

UNIVERSITY GRANTS COMMISSION

SCHEDULE 19- REPAIRS & MAINTENANCE

(Amount in Rs.)

Particulars	2021-2022			2020-2021		
	H.Q.	R.O.	Total	H.Q.	R.O.	Total
Office	12,215,846	34,242	12,250,088	9,097,280	99,702	9,196,982
Furniture & Fixtures	213,803	-	213,803	179,971	-	179,971
Plant & Machinery	-	-	-	-	-	-
Office Equipment	-	-	-	-	-	-
Computers	-	-	-	-	-	-
Photocopy Machine	176,540	-	176,540	195,025	-	195,025
Audio Visual Equipment	-	-	-	-	-	-
Cleaning Material & Services	-	-	-	-	-	-
Annual Maintenance Charges	3,734,149	11,625	3,745,774	4,815,112	77,961	4,893,073
Gardening	-	-	-	-	-	-
Estate Maintenance	-	-	-	-	-	-
Others (Specify)	-	-	-	-	-	-
Total	16,340,338	45,867	16,386,205	14,287,388	177,663	14,465,051

Place :

Date :



(P. N. GUPTA)
UNDER SECRETARY



(DR. N. GOPUKUMAR)
JOINT SECRETARY



(PRAKASH KUMAR THAKUR)
FINANCIAL ADVISOR



(PROF. RAJNISH JAIN)
SECRETARY

UNIVERSITY GRANTS COMMISSION

SCHEDULE 20- FINANCE COST

(Amount in Rs.)

Particulars	2021-2022			2020-2021		
	H.Q.	R.O.	Total	H.Q.	R.O.	Total
Bank Charges	89,833	118,284	208,118	7,790	2,909	10,699
Tds deducted by Bank	-	-	-	-	-	-
TOTAL	89,833	118,284	208,118	7,790	2,909	10,699

Place :


Date :



(P. N. GUPTA)
UNDER SECRETARY



(DR. N. GOPUKUMAR)
JOINT SECRETARY



(PRAKASH KUMAR THAKUR)
FINANCIAL ADVISOR



(PROF. RAJNISH JAIN)
SECRETARY

UNIVERSITY GRANTS COMMISSION

SCHEDULE 21- OTHER EXPENSES

(Amount in Rs.)

Particulars	2021-2022	2020-2021
a) Provision for Bad and Doubtful Debts/Advances	-	-
b) Irrecoverable Balances Written- off	-	-
c) Grants/Subsidies to other institutions/organizations	-	-
d) Others (specify)	-	-
Total	-	-

Place :

Date :



(P. N. GUPTA)
UNDER SECRETARY



(DR. N. GOPUKUMAR)
JOINT SECRETARY



(PRAKASH KUMAR THAKUR)
FINANCIAL ADVISOR



(PROF. RAJNISH JAIN)
SECRETARY

UNIVERSITY GRANTS COMMISSION

SCHEDULE 22- PRIOR PERIOD EXPENSES

(Amount in Rs.)

Particulars	2021-2022	2020-2021
Wages to outsources staff	7,106,979	7,680,347
Professional Charges	323,548	525,000
Licence fee	-	-
Rent, Rates & Taxes	-	35,512,426
Repairs & Maintenance	-	-
Misc Office Exp	3,551,319	292,689
Advertisement exp	-	-
Anti ragging	-	1,273,110
Entertainment Expenses	-	342,505
House Keeping Expenses	872,093	433,880
Meeting & Conference Expenses	-	374,164
Security & Cleaning Expenses	1,644,467	1,566,701
Printing and Stationery (consumption)	840,132	1,418,472
Annual Maintenance Charges	168,390	909,803
Conveyance Expenses	-	-
Vehicle (Taxi) Hiring Expenses	195,287	792,139
Other expenses	-	-
Total	14,702,215	51,121,236

Place :

Date :



(P. N. GUPTA)
UNDER SECRETARY



(DR. N. GOPUKUMAR)
JOINT SECRETARY



(PRAKASH KUMAR THAKUR)
FINANCIAL ADVISOR



(PROF. RAJNISH JAIN)
SECRETARY

UNIVERSITY GRANTS COMMISSION

BANKS BALANCES 2021-2022


(Amount in Rs.)

S.No.	Name of the Banks	Head of Accounts	Current Year	Previous Year
1	Canara Bank - 8627101000348	UGC-Estab. & Admn. Exp.	125,696,661	92,905,464
2	Canara Bank - 8627101001130	E-Content	300,184,065	300,988,209
3	Canara Bank - 3525101000402	"Post Doctoral Fellowship for SC/ST"	63,732	208,773
4	Canara Bank - 3525101000403	PG Scholarship Professional Courses for SC/ST A/C	6,198,495	2,905,520
5	Canara Bank - 3525101000404	"PG Scholarship for University Rank"	2,510,796	1,228,431
6	Canara Bank - 3525101000762	"Emeritus Fellowship for Superannuated Teachers "	4,929,879	5,430,548
7	Canara Bank - 3525101000763	"Post Doctoral Fellowship for Women"	461,460	2,970,425
8	Canara Bank - 3525101000764	"JRF in Science, Humanities and Social Science NET"	408,366,730	169,110,996
9	Canara Bank - 3525101000820	"D.S. Kothari Post Doctoral Fellowship"	4,196,143	3,956,274
10	Canara Bank - 3525101000407	"Indira Gandhi Post Graduate Scholarship for Single Girl Child"	2,361,148	1,191,441
11	Canara Bank - 3525101000839	"Basic Scientific Research Fellowship"	291,356	1,783,727
12	Canara Bank - 3525101000915	"Swami Vivekanand Single Girl Child Scholarhip"	695,000	1,170,851
13	Canara Bank - 3525101000918	Ishan Uday Special Scholarhip for NER	29,067,947	38,205,195
14	Canara Bank - 3525101000907	"Dr. S. Radhakrishanan Post Doctoral Fellowship"	48,600	646,266
15	Canara Bank - 3525101000405	RGNF-SC	130,100,225	259,034,411
16	Canara Bank - 3525101000406	RGNF-ST	10,466,682	9,913,090
17	Canara Bank - 3525101000880	National fellowship OBC	2,817,298	48,846,102
18	Canara Bank - 3525101000181	MANF- Minorites	5,967,622	41,866,425
19	Canara Bank - 0157101021093	Endowment Fund	8,630,205	5,474,783
20	Bank of Baroda - 05860100022849	CU-NER-SC	50,594,213	52,249,983
21	Bank of Baroda - 05860100022850	CU-NER-ST	30,316,739	33,275,447
22	Bank of Baroda - 05860100022853	CU-NER-Gen	371,135,101	307,345,982
23	Bank of India - 603010110003357	CU-ST	24,207,305	142,747,271
24	Bank of India - 603010110003355	CU-Gen	841,787,216	2,390,203,459
25	Bank of India - 603010110003356	CU-SC	59,142,789	224,057,442
26	Canara Bank - 8627101002051	Distance Education Bureau	50,721,632	23,913,036
27	Central Bank of India - 3481469799	DU-SC	7,878,786	8,115,408
28	Central Bank of India - 3481469846	DU-Gen	41,460,853	55,008,109
29	Central Bank of India - 3481470363	DU-ST	8,181,806	11,907,458
30	Canara Bank - 8627101002122	UGC-Gen	1,974,936,562	1,194,641,184
31	Canara Bank - 8627101002123	UGC-SC	73,299,033	83,620,335
32	Canara Bank - 8627101002124	UGC-ST	50,556,877	55,963,232
33	Canara Bank - 8627101002244	NAD	29,223,949	31,727,203

34	Canara Bank - 3525101001240	PG Sch. For ME/M.Tech/M.Pharma to GTE/ GPAT Qualified Candidates	4,236,212	456,149
35	Canara Bank - 3525101001241	BSR Faculty Fellowship	1,015,886	1,538,950
36	Bank of Maharashtra - 60286126815	NER-Gen	80,726,246	459,464,893
37	Bank of Maharashtra - 60286127693	NER-SC	4,282,665	29,643,181
38	Canara Bank - 8627101002314	Institute of Eminence	661,855,414	552,494,649
39	Bank of Maharashtra - 60286128018	NER-ST	4,105,027	9,988,002
40	Canara Bank - 8627101002502	Anti Ragging	329,947	26,080,059
41	Reserve Bank of India - 10671201001	TSA	-	-
	GRAND TOTAL		5,413,048,300	6,682,278,364

Place :

Date :



(P. N. GUPTA)
UNDER SECRETARY



(DR. N. GOPUKUMAR)
JOINT SECRETARY



(PRAKASH KUMAR THAKUR)
FINANCIAL ADVISOR



(PROF. RAJNISH JAIN)
SECRETARY

UNIVERSITY GRANTS COMMISSION

BANKS BALANCES 2021-2022

(Amount in Rs.)

S.No.	Name of the Banks	Name of the ROs	Current Year	Previous Year
1	Canara Bank - 0606101053069	SERO-HYDERABAD	10,000	10,000
2	Canara Bank - 0606101558263	SERO-HYDERABAD	590,434	903,157
3	Canara Bank - 0606101560057	SERO-HYDERABAD	10,000	10,000
4	Canara Bank - 0606101560058	SERO-HYDERABAD	10,000	10,000
5	Reserve Bank of India - 10671301164	SERO-HYDERABAD	-	-
6	Canara Bank - 0262101020153	WRO-PUNE	2,570,766	1,152,618
7	Bank of Baroda - 98060100001024	WRO-PUNE	1,166,054	1,383,699
8	Canara Bank - 0262101060498	WRO-PUNE	104,171	640
9	Canara Bank - 0262101060500	WRO-PUNE	16,795	1,258
10	Reserve Bank of India - 10671301166	WRO-PUNE	-	-
11	Canara Bank - 31222235725	NERO-GUWAHATI	2,934,663	-
12	State Bank of India - 33916458208	NERO-GUWAHATI	604,112	9,702
13	State Bank of India - 35909765460	NERO-GUWAHATI	442,647	-
14	State Bank of India - 35909724423	NERO-GUWAHATI	221,291	-
15	Reserve Bank of India - 10671301219	NERO-GUWAHATI	-	-
16	Punjab National Bank - 1625000100953235	ERO-KOLKATA	1,360,465	2,139,649
17	Canara Bank - 2549101011380	ERO-KOLKATA	5,292,667	8,239,556
18	Canara Bank - 2549101016202	ERO-KOLKATA	10,000	10,000
19	Canara Bank - 2549101016203	ERO-KOLKATA	10,000	10,000
20	Canara Bank - 2549101016204	ERO-KOLKATA	10,000	10,000
21	Reserve Bank of India - 10671301165	ERO-KOLKATA	-	-
22	Central Bank of India - 1101717823	SWRO-BANGALORE	527,283	676,305
23	Canara Bank - 0431101033961	SWRO-BANGALORE	1,746,450	3,812,250
24	Canara Bank - 0431101207736	SWRO-BANGALORE	9,984	79,903
25	Canara Bank - 0431101207737	SWRO-BANGALORE	4,583	4,583
26	Reserve Bank of India - 10671301163	SWRO-BANGALORE	-	-
27	Canara Bank - 1471101007601	CRO-BHOPAL	191,780	1,641,414
28	Canara Bank - 1471101007602	CRO-BHOPAL	15,781	-
29	Union Bank of India - 527102010003371	CRO-BHOPAL	7,353	-
30	Union Bank of India - 527102010314844	CRO-BHOPAL	1,642	-
31	Reserve Bank of India - 10671301167	CRO-BHOPAL	-	-
	TOTAL		17,868,921	20,104,735
	GRAND TOTAL		5,430,917,221	6,702,383,099

Place :

Date :



(P. N. GUPTA)
UNDER SECRETARY



(DR. N. GOPUKUMAR)
JOINT SECRETARY



(PRAKASH KUMAR THAKUR)
FINANCIAL ADVISOR



(PROF. RAJNISH JAIN)
SECRETARY

UNIVERSITY GRANTS COMMISSION

PAYMENTS OF GRANTS-IN-AID FOR VARIOUS INSTITUTION 2021-2022

(Amount in Rs.)


ACCOUNTS HEAD	SCHEME	MINISTRIES	AMOUNT
Revenue Capital Head (1, 2, 3, 4)	Revenue Capital Fund (UGC H.Q & R.O)	Ministry of Education	135,010,763,694
GRAND TOTAL			135,010,763,694

Place :

Date :



(P. N. GUPTA)
UNDER SECRETARY



(DR. N. GOPUKUMAR)
JOINT SECRETARY



(PRAKASH KUMAR THAKUR)
FINANCIAL ADVISOR



(PROF. RAJNISH JAIN)
SECRETARY

UNIVERSITY GRANTS COMMISSION

REVENUE CAPITAL UTILIZATION SECTOR WISE (1-9)

(Amount in Rs.)

Sector	Particular	Amount-31, 35, 36
Sector - 1	Grant for Central Universities	85,763,919,495
Sector - 2	Grant for Deemed Universities	4,579,769,903
Sector - 3	Grant for UGC Scheme	44,551,873,732
Sector - 4	Specific Fund Released by MHRD	115,200,564
A	Total of HRD(1, 2, 3, 4)	135,010,763,694
Sector - 5	National Fellowship for SC	1,362,577,276
Sector - 6	National Fellowship for ST	334,900
Sector - 7	Maulana Azad National Fellowship	781,544,184
Sector - 9	National Fellowship for OBC	603,556,410
B	Total (5, 6, 7, 9)	2,748,012,770
(A+B)	Grand Total	137,758,776,464

Place :

Date :



(P. N. GUPTA)
UNDER SECRETARY



(DR. N. GOPUKUMAR)
JOINT SECRETARY



(PRAKASH KUMAR THAKUR)
FINANCIAL ADVISOR



(PROF. RAJNISH JAIN)
SECRETARY

UNIVERSITY GRANTS COMMISSION

REVENUE CAPITAL HEAD (SECTOR 1 to 9)

(Amount in Rs.)

Sector	Particular	Head-31	Head-35	Head-36	Total
Sector - 1	Grant for Central Universities	23,894,229,922	6,477,004,353	55,392,685,220	85,763,919,495
Sector - 2	Grant for Deemed Universities	909,999,903	-	3,669,770,000	4,579,769,903
Sector - 3	Grant for UGC Scheme	20,727,273,926	1,148,119,740	22,676,480,066	44,551,873,732
Sector - 4	Specific Fund Released by MHRD	115,200,564	-	-	115,200,564
Sector - 5	National Fellowship for SC	1,362,577,276	-	-	1,362,577,276
Sector - 6	National Fellowship for ST	334,900	-	-	334,900
Sector - 7	Maulana Azad National Fellowship	781,544,184	-	-	781,544,184
Sector - 9	National Fellowship for OBC	603,556,410	-	-	603,556,410
	Total	48,394,717,085	7,625,124,093	81,738,935,286	137,758,776,464

Place :

Date :



(P. N. GUPTA)
UNDER SECRETARY



(DR. N. GOPUKUMAR)
JOINT SECRETARY



(PRAKASH KUMAR THAKUR)
FINANCIAL ADVISOR



(PROF. RAJNISH JAIN)
SECRETARY

UNIVERSITY GRANTS COMMISSION

REVENUE CAPITAL HEAD WISE DETAILS

(Amount in Rs.)

Head	Particular	Head-31	Head-35	Head-36	Total
Sector-1	Grant for Central Universities				
1(A)	Central Universities	17,997,449,184	1,299,213,675	42,479,321,016	61,775,983,875
1(B)	Central Universities-SC	1,229,248,364	287,210,764	2,930,939,102	4,447,398,230
1(C)	Central Universities-ST	636,629,045	134,144,948	1,485,044,754	2,255,818,747
1(D)	Central Universities-NER	2,236,630,036	1,092,823,312	6,900,567,134	10,230,020,482
1(E)	Central Universities-NER-SC	145,025,584	72,429,948	474,079,642	691,535,174
1(F)	Central Universities-NER-ST	74,421,889	35,344,886	237,469,034	347,235,809
1(G)	IMS (BHU) CU-Gen	1,376,622,002	374,114,709	786,812,095	2,537,548,806
1(H)	IMS (BHU) CU-SC	104,482,952	23,449,394	56,360,341	184,292,687
1(I)	IMS (BHU) CU-ST	43,522,475	12,199,792	26,447,420	82,169,687
1(J)	CU of AP-Gen	29,730,224	950,041,425	9,444,314	989,215,963
1(K)	CU of AP-SC	-	134,800,000	82,895	134,882,895
1(L)	CU of AP-ST	-	55,100,000	-	55,100,000
1(M)	CU of AP & Telang. Tribal Univ-Gen	18,830,064	79,868,998	5,194,196	103,893,258
1(N)	CU of AP & Telang. Tribal Univ-SC	1,029,293	3,616,000	814,289	5,459,582
1(O)	CU of AP & Telang. Tribal Univ-ST	608,810	1,286,502	108,988	2,004,300
1(P) (I)	Central Universities EWS-Gen	-	2,300,000	-	2,300,000
1(P) (II)	Central Universities EWS-SC	-	924,139,000	-	924,139,000
1(P) (III)	Central Universities EWS-ST	-	298,506,000	-	298,506,000
1(Q) (I)	Central Universities (NER) EWS-Gen	-	642,301,000	-	642,301,000
1(Q) (II)	Central Universities (NER) EWS-SC	-	35,861,000	-	35,861,000
1(Q) (III)	Central Universities (NER) EWS-ST	-	18,253,000	-	18,253,000
	Total (A)	23,894,229,922	6,477,004,353	55,392,685,220	85,763,919,495
Sector-2	Grant for Deemed University				
2(A)	Deemed Universities	577,599,903	-	3,316,500,000	3,894,099,903
2(B)	Deemed Universities-SC	32,000,000	-	242,770,000	274,770,000
2(C)	Deemed Universities-ST	300,400,000	-	110,500,000	410,900,000
	Total (B)	909,999,903	-	3,669,770,000	4,579,769,903
Sector-3	Grant for UGC Scheme				
3(A)					
3(A) 1	Admn. UGC	-	-	-	-
3(A) (2)	Regional Offices	39,074,937	83,753,333	-	122,828,270
3(A) 3(I)	IUC/MC	468,371,575	528,096,292	569,601,127	1,566,068,994
3(A) 3(II)	EMMRCs & CEC	114,779,849	1,520,000	390,981,110	507,280,959
3(A) 3(IV)	National Facilities Centres	14,549,000	-	30,013,000	44,562,000
3(A) 3(V)	Sub. Of Elect. Thesis (Shodhganga)	-	-	-	-
3(A) (4)	Maint. Grants to Deemed Universities	-	-	-	-
3(A) 5(I)	Maint. Grants to Delhi Colleges	3,877,509,124	-	14,029,858,197	17,907,367,321

UNIVERSITY GRANTS COMMISSION

REVENUE CAPITAL HEAD WISE DETAILS

(Amount in Rs.)

Head	Particular	Head-31	Head-35	Head-36	Total
3(A) 5(II)	Maint. Grants to BHU Colleges	47,409,159	-	267,092,133	314,501,292
3(A) 5(III)	Other Than Maintenance Grants to Delhi/BHU Colleges	-	-	-	-
3(A)(6)	Maintenance to Punjab University	-	-	1,962,190,000	1,962,190,000
3(A) 7(I)	Block Grant to State Universities	-	97,897,473	-	97,897,473
3(A) 7(II)	Special Heritage Status to Universities	-	-	-	-
3(A) 7(III)	Block Grant to Colleges	-	-	-	-
3(A) 7(IV)	Special Heritage Status to Colleges (RO)	-	-	-	-
3(A)(8) EG	Equal Opportunity Cell	140,701	-	-	140,701
3(A)(8)(I)	Remedial Coaching for SC/ST/OBC (Non-creamy layer) and Minority Community Students	6,916,000	-	-	6,916,000
3(A)(8)(I) EG	Remedial Coaching for SC/ST/OBC (Non-creamy layer) and Minority Community Students	750,006	-	-	750,006
3(A)(8)(II)	Coaching for NET for SC/ST/OBC (Non-Creamy Layer) and Minority Community Students	-	-	-	-
3(A)(8)(II) EG	Coaching for NET for SC/ST/OBC (Non-Creamy Layer) and Minority Community Students	548,321	-	-	548,321
3(A)(8)(III)	Coaching Classes for Entry into Services for SC/ST/OBC (Non-creamy layer) and Minority Community Students	-	-	-	-
3(A)(8)(III) EG	Coaching Classes for Entry into Services for SC/ST/OBC (Non-creamy layer) and Minority Community Students	579,453	-	-	579,453
3(A)(8)(IV)	Special Cell for SC/ST	-	-	-	-
3(A)(8)(V)	Establishment of Residential Coaching Academy for Minorities/ SC/ST and Women	10,698,911	-	-	10,698,911
3(A)(8)(VI)	Special Studies on Epoch Making Social Thinkers	-	-	-	-
3(A)(8)(VII)	Centre for Study of Social Exclusion and Inclusive Policy	149,658,252	-	-	149,658,252
3(A)(8)(VIII)	Schemes for Persons with Disabilities	59,601	-	-	59,601
3(A)(8)(IX)	Women Hostels for Colleges	-	-	-	-
3(A)(8)(X)	Women Hostel for State Universities	-	-	-	-
3(A) 9	Women Study Centres/Women Studies	74,514,594	-	-	74,514,594
3(A) 9 EG	Women Study Centres/Women Studies	798,255	-	-	798,255

UNIVERSITY GRANTS COMMISSION

REVENUE CAPITAL HEAD WISE DETAILS

(Amount in Rs.)

Head	Particular	Head-31	Head-35	Head-36	Total
3(A) 10	Sports Infrastructure Dev. And Equipment to Univs./Colleges	-	-	-	-
3(A) 11(I)	Universities with Potential for Excellence	-	-	-	-
3(A) 11(II)	Colleges with Potential for Excellence	2,950,964	-	-	2,950,964
3(A) 11(II) EG	Colleges with Potential for Excellence	39,927,413	-	-	39,927,413
3(A) 11(III)	Centres with Potential for Excellence in Particular Area	-	-	-	-
3(A) 12(I)	Cultural Exchange Programme	26,427,430	-	-	26,427,430
3(A) 12(II)	Raman Post Doctoral Fellowship	4,895,919	-	-	4,895,919
3(A) 12(II) EG	Raman Post Doctoral Fellowship	124,415	-	-	124,415
3(A) 13	Academic Staff College/HRDC/HRVE	339,627,070	-	-	339,627,070
3(A) 14(I)	Special Assistance Programme (SAP) Science	19,897,163	19,355,967	-	39,253,130
3(A) 14(II)	Special Assistance Programme (SAP) Humanities and Social Science	13,895,410	2,939,046	-	16,834,456
3(A) 14(III)	Research Capacity Building and Human Resource Development(Component-1)	11,610,130	455,989	-	12,066,119
3(A) 14(III) EG	Research Capacity Building and Human Resource Development(Component-1)	3,610,000	3,344,000	-	6,954,000
3(A) 14(IV)	High Impact Trans-disciplinary Research in Humanities and Human Sciences	-	-	-	-
3(A) 16(I)	PG Scholarship for Rank Holders (Online Scheme)	-	-	-	-
	Online Transfer (Gen.)	46,748,590	-	-	46,748,590
3(A) 16(II)	Indira Gandhi PG Scholarship for Single Girl Child (Online Scheme)	-	-	-	-
	Online Transfer (Gen.)	148,028,799	-	-	148,028,799
3(A) 16(III)	Emeritus Fellowship (Online Scheme)	-	-	-	-
	Online Transfer (Gen.)	936,792	-	-	936,792
3(A) 16(IV)	Post Doctoral Fellowship for Women (Online Scheme)	908,243	-	-	908,243
3(A) 16(IV) EG	Post Doctoral Fellowship for Women	518,000	-	-	518,000
	Online Transfer (Gen.)	69,005,977	-	-	69,005,977
3(A) 16(V)	Jr. Research Fellowship for NET Qualified Candidates (Online Scheme)	613,060	-	-	613,060
3(A) 16(V) EG	Jr. Research Fellowship for NET Qualified Candidates	1,974,780	-	-	1,974,780
	Online Transfer (Gen.)	6,841,523,583	-	-	6,841,523,583

UNIVERSITY GRANTS COMMISSION

REVENUE CAPITAL HEAD WISE DETAILS

(Amount in Rs.)

Head	Particular	Head-31	Head-35	Head-36	Total
3(A) 16(VI)	Dr. S. Radhakrishnan PDF (Online Scheme)	-	-	-	-
	Online Transfer (Gen.)	3,019,924	-	-	3,019,924
3(A) 16(VII)	Swami Vivekananda Single Girl Child Fellowship (Online Scheme)	-	-	-	-
	Online Transfer (Gen.)	92,501,621	-	-	92,501,621
3(A) 16(VIII)	Dr. D.S. Kothari PDF (Online Scheme)	589,550	-	-	589,550
	Online Transfer (Gen.)	373,371,364	-	-	373,371,364
3(A) 16(IX)	Post Doctoral Fellowship for SC/ST Candidates	-	-	-	-
	Online Transfer (Gen.)	-	-	-	-
3(A) 16(X)	Grants for Basic Scientific Research (BSR) (Online Scheme)	282,335,065	-	-	282,335,065
	Online Transfer (Gen.)	85,856,189			
3(A) 16(X) EG	Grants for Basic Scientific Research (BSR)	200,000	-	-	200,000
	Online Transfer (Gen.)	-	-	-	-
3(A) 16(XI)	PG Scholarship for Professional Courses for SC/ST Candidates (Online Scheme)	-	-	-	-
	Online Transfer (SC)	-	-	-	-
3(A) 16(XII)	PG Scholarship for M.E./M.Tech. to GATE Qualified Students	55,116,967	-	-	55,116,967
	Online Transfer (Gen.)	128,837,668	-	-	128,837,668
3(A) 16(XIII)	Jr. Research Fellowship and RA to Foreign Nationals	-	-	-	-
3(A) 16(XIV)	Research Fellowship in Humanities and Social Sc. for Meritorious Students	-	-	-	-
3(A) 16(XV)	Free Education for Sports Medal Winners/ Participants of National/ International Events.	-	-	-	-
3(A) 17(I)	Research Awards to Teachers	1,907,367	-	-	1,907,367
3(A) 17(II)	Research Scientists	36,548,247	-	-	36,548,247
3(A) 17(II) EG	Research Scientists	3,058,163	-	-	3,058,163
3(A) 17(III)	Major Research Projects	-	-	-	-
	(a) Science	3,918,020	-	-	3,918,020
	(b) Humanities and Social Science	660,519	-	-	660,519
3(A) 17(III) EG	Major Research Projects	-	-	-	-
	(a) Science	7,075,550	260,000	-	7,335,550
	(b) Humanities and Social Science	1,488,164	-	-	1,488,164
3(A) 17(IV)	Minor Research Projects (Colleges)	-	-	-	-
3(A) 18	Introduction of Vocational Education in Higher Education & Community Colleges (NSQF)	21,463,468	-	-	21,463,468

UNIVERSITY GRANTS COMMISSION

REVENUE CAPITAL HEAD WISE DETAILS

(Amount in Rs.)

Head	Particular	Head-31	Head-35	Head-36	Total
3(A) 18 EG	Introduction of Vocational Education in Higher Education & Community Colleges (NSQF)	283,938,294	40,908,021	-	324,846,315
3(A) 18(II)	PARAMARSH	3,100,000	-	-	3,100,000
3(A) 18(II) EG	PARAMARSH	5,670,236	-	-	5,670,236
3(A) 19(I)	Special Honorarium to the Fellow of at Least Two of the Academies Identified by UGC	-	-	-	-
3(A) 19(II)	Grants for Specific Purpose	-	-	-	-
3(A) 19(III)	Autonomous Colleges	-	-	-	-
3(A) 19(IV)	Raj Bhasha	-	-	-	-
3(A) 19(V)	Travel Grant	621,453	-	-	621,453
3(A) 19(V) EG	Travel Grant	9,329,043	-	-	9,329,043
3(A) 19(VI)	Promotion of IPR Awareness & Facilitation for Patents	-	-	-	-
3(A) 19(VII)	PIHEAD	-	-	-	-
3(A) 19(VIII)	Faculty Development Programme in Colleges	-	-	-	-
3(A) 19(IX)	Internal Quality Assurance Cell	150,000	-	-	150,000
3(A) 19(X)	Reimbursement of Exp Incurred by Non-University Institutions	-	-	-	-
3(A) 19(XI)	Workshops/Seminars/ Conferences (Colleges)	1,863,578	-	-	1,863,578
3(A) 19(XII)	Area Studies	6,564,068	-	-	6,564,068
3(A) 19(XIII)	Career Orientation to Education Including Career Counseling Cells	-	-	-	-
3(A) 19(XIII) EG	Career Orientation to Education Including Career Counseling Cells	79,800	-	-	79,800
3(A) 19(XV)	e-governance of Higher Education and UGC office	-	-	-	-
3(A) 19(XVI)	Training for Academic Administrators of Universities , Colleges, UGC Officers	-	-	-	-
3(A) 19(XVII)	UGC Campus	-	-	-	-
3(A) 19(XVIII)	Establishment of Centers for Endangered Languages in Central Universities	3,875,000	-	-	3,875,000
3(A) 19(XIX)	Establishment of Chairs in Central Universities	13,859,207	-	-	13,859,207
3(A) 19(XX)	Construction of Women's Hostels in Central Universities	-	-	-	-
3(A) 19(XXI)	OBC Grant to Deemed Universities	-	-	-	-
3(A) 19(XXII)	Financial Assistance for BRPG	-	-	-	-
3(A) 19(XXIII)	Grant to State Universities for Providing Wi-Fi Connectivity	129,431	-	-	129,431

UNIVERSITY GRANTS COMMISSION

REVENUE CAPITAL HEAD WISE DETAILS

(Amount in Rs.)

Head	Particular	Head-31	Head-35	Head-36	Total
3(A) 19(XXIV)	Committed Liabilities (Old UGC Schemes)	5,771,371	21,245,901	-	27,017,272
	RO	57,723,554			57,723,554
3(A) 19(XXIV) EG	Committed Liabilities (Old UGC Schemes)	33,714	-	-	33,714
3(A) 19(XXV)	Journal/Care Scheme	2,600,850	-	-	2,600,850
	Total	13,872,838,921	799,776,022	17,249,735,567	31,922,350,510
3(A)-Online Schemes		7,789,830,507	-	-	7,789,830,507
3(A)-RO		96,798,491	83,753,333	-	180,551,824
3(A)-EG		359,844,308	44,512,021	-	404,356,329
	Sub Total	5,626,365,615	671,510,668	17,249,735,567	23,547,611,850
3(B)					
3(B) 1	Admn. UGC	-	-	-	-
3(B)(2)	Regional Offices	12,889,246	5,741,792	-	18,631,038
3(B) 3(I)	IUC/MC	99,309,000	111,290,798	142,316,000	352,915,798
3(B) 3(II)	EMMRCs & CEC	18,756,978	320,000	51,043,954	70,120,932
3(B) 3(IV)	National Facilities Centres	1,275,000		28,487,000	29,762,000
3(B) 3(V)	Sub. Of Elect. Thesis (Shodhganga)				-
3(B)(4)	Maint. Grants to Deemed Universities				-
3(B) 5(I)	Maint. Grants to Delhi Colleges	1,069,365,309		2,994,709,564	4,064,074,873
3(B) 5(II)	Maint. Grants to BHU Colleges	10,322,986		146,054,000	156,376,986
3(B) 5(III)	Other Than Maintenance Grants to Delhi/BHU Colleges				-
3(B)(6)	Maintenance to Punjab University	-	-	295,140,000	295,140,000
3(B) 7(I)	Block Grant to State Universities	1,273,175	1,245,600		2,518,775
3(B) 7(II)	Special Heritage Status to Universities	-	-	-	-
3(B) 7(III)	Block Grant to Colleges	-	-	-	-
3(B) 7(IV)	Special Heritage Status to Colleges (RO)	-	-	-	-
3(B)(8) EG	Equal Opportunity Cell	27,233	-	-	27,233
3(B)(8)(I)	Remedial Coaching for SC/ST/OBC (Non-creamy layer) and Minority Community Students	456,000	-	-	456,000
3(B)(8)(I) EG	Remedial Coaching for SC/ST/OBC (Non-creamy layer) and Minority Community Students	145,163	-	-	145,163
3(B)(8)(II)	Coaching for NET for SC/ST/OBC (Non-Creamy Layer) and Minority Community Students	-	-	-	-

UNIVERSITY GRANTS COMMISSION

REVENUE CAPITAL HEAD WISE DETAILS

(Amount in Rs.)

Head	Particular	Head-31	Head-35	Head-36	Total
3(B)(8)(II) EG	Coaching for NET for SC/ST/OBC (Non-Creamy Layer) and Minority Community Students	106,126	-	-	106,126
3(B)(8)(III)	Coaching Classes for Entry into Services for SC/ST/OBC (Non-creamy layer) and Minority Community Students	-	-	-	-
3(B)(8)(III) EG	Coaching Classes for Entry into Services for SC/ST/OBC (Non-creamy layer) and Minority Community Students	112,152	-	-	112,152
3(B)(8)(IV)	Special Cell for SC/ST	-	-	-	-
3(B)(8)(V)	Establishment of Residential Coaching Academy for Minorities/ SC/ST and Women	1,713,371	-	-	1,713,371
3(B)(8)(VI)	Special Studies on Epoch Making Social Thinkers	-	-	-	-
3(B)(8)(VI) EG	Special Studies on Epoch Making Social Thinkers	178,083	-	-	178,083
3(B)(8)(VII)	Centre for Study of Social Exclusion and Inclusive Policy	33,348,064	-	-	33,348,064
3(B)(8)(VIII)	Schemes for Persons with Disabilities	58,780	-	-	58,780
3(B)(8)(IX)	Women Hostels for Colleges	-	-	-	-
3(B)(8)(X)	Women Hostel for State Universities	-	-	-	-
3(B) 9	Women Study Centres/Women Studies	20,840,828	-	-	20,840,828
3(B) 9 EG	Women Study Centres/Women Studies	327,597	-	-	327,597
3(B) 10	Sports Infrastructure Dev. And Equipment to Univ./Colleges	-	-	-	-
3(B) 11(I)	Universities with Potential for Excellence	-	-	-	-
3(B) 11(II)	Colleges with Potential for Excellence	717,674	-	-	717,674
3(B) 11(II) EG	Colleges with Potential for Excellence	13,336,905	6,480,000	-	19,816,905
3(B) 11(III)	Centres with Potential for Excellence in Particular Area	-	-	-	-
3(B) 12(I)	Cultural Exchange Programme	-	-	-	-
3(B) 12(II)	Raman Post Doctoral Fellowship	-	-	-	-
3(B) 13	Academic Staff College/HRDC/HRVE	85,295,936	-	-	85,295,936
3(B) 14(I)	Special Assistance Programme (SAP) Science	3,090,268	15,202,940	-	18,293,208
3(B) 14(II)	Special Assistance Programme (SAP) Humanities and Social Science	1,893,921	1,053,347	-	2,947,268

UNIVERSITY GRANTS COMMISSION

REVENUE CAPITAL HEAD WISE DETAILS

(Amount in Rs.)

Head	Particular	Head-31	Head-35	Head-36	Total
3(B) 14(III)	Research Capacity Building and Human Resource Development(Component-1)	438,007	216,000	-	654,007
3(B) 14(III) EG	Research Capacity Building and Human Resource Development(Component-1)	7,854,499	712,000	-	8,566,499
3(B) 16(I)	PG Scholarship for Rank Holders (Online Scheme)	-	-	-	-
	Online Transfer (Gen.)	-	-	-	-
3(B) 16(II)	Indira Gandhi PG Scholarship for Single Girl Child (Online Scheme)	-	-	-	-
	Online Transfer (Gen.)	-	-	-	-
3(B) 16(III)	Emeritus Fellowship (Online Scheme)	-	-	-	-
	Online Transfer (Gen.)	-	-	-	-
3(B) 16(IV)	Post Doctoral Fellowship for Women (Online Scheme)	183,600	-	-	183,600
	Online Transfer (Gen.)	-	-	-	-
3(B) 16(V)	Jr. Research Fellowship for NET Qualified Candidates (Online Scheme)	-	-	-	-
	Online Transfer (Gen.)	1,533,808,580	-	-	1,533,808,580
3(B) 16(VI)	Dr. S. Radhakrishnan PDF (Online Scheme)	-	-	-	-
	Online Transfer (Gen.)	-	-	-	-
3(B) 16(VII)	Swami Vivekananda Single Girl Child Fellowship (Online Scheme)	-	-	-	-
	Online Transfer (Gen.)	-	-	-	-
3(B) 16(VIII)	Dr. D.S. Kothari PDF (Online Scheme)	-	-	-	-
	Online Transfer (Gen.)	-	-	-	-
3(B) 16(IX)	Post Doctoral Fellowship for SC/ST Candidates	585,600	-	-	585,600
	Online Transfer (Gen.)	53,977,686	-	-	53,977,686
3(B) 16(X)	Grants for Basic Scientific Research (BSR) (Online Scheme)	10,607,026	-	-	10,607,026
	Online Transfer (Gen.)	-	-	-	-
3(B) 16(XI)	PG Scholarship for Professional Courses for SC/ST Candidates (Online Scheme)	-	-	-	-
	Online Transfer (SC)	70,897,000	-	-	70,897,000
3(B) 16(XII)	PG Scholarship for M.E./M.Tech. to GATE Qualified Students	-	-	-	-
	Online Transfer (Gen.)	-	-	-	-
3(B) 16(XIII)	Jr. Research Fellowship and RA to Foreign Nationals	-	-	-	-

UNIVERSITY GRANTS COMMISSION

REVENUE CAPITAL HEAD WISE DETAILS

(Amount in Rs.)

Head	Particular	Head-31	Head-35	Head-36	Total
3(B) 16(XIV)	Research Fellowship in Humanities and Social Sc. for Meritorious Students	-	-	-	-
3(B) 16(XV)	Free Education for Sports Medal Winners/ Participants of National/ International Events.	-	-	-	-
3(B) 17(I)	Research Awards to Teachers	-	-	-	-
3(B) 17(II)	Research Scientists	-	-	-	-
3(B) 17(III)	Major Research Projects	-	-	-	-
	(a) Science	-	-	-	-
	(b) Humanities and Social Science	124,528	-	-	124,528
3(B) 17(III) EG	Major Research Projects	-	-	-	-
	(a) Science	4,095	-	-	4,095
	(b) Humanities and Social Science	52,585	-	-	52,585
3(B) 17(IV)	Minor Research Projects (Colleges)	-	-	-	-
3(B) 18	Introduction of Vocational Education in Higher Education & Community Colleges (NSQF)	-	-	-	-
3(B) 18 EG	Introduction of Vocational Education in Higher Education & Community Colleges (NSQF)	71,346,348	4,373,217	-	75,719,565
3(B) 18(II) EG	PARAMARSH	2,145,596	-	-	2,145,596
3(B) 19(I)	Special Honorarium to the Fellow of at Least Two of the Academies Identified by UGC	-	-	-	-
3(B) 19(II)	Grants for Specific Purpose	-	-	-	-
3(B) 19(III)	Autonomous Colleges	-	-	-	-
3(B) 19(IV)	Raj Bhasha	-	-	-	-
3(B) 19(V)	Travel Grant	-	-	-	-
3(B) 19(VI)	Promotion of IPR Awareness & Facilitation for Patents	-	-	-	-
3(B) 19(VII)	PIHEAD	-	-	-	-
3(B) 19(VIII)	Faculty Development Programme in Colleges	-	-	-	-
3(B) 19(IX)	Internal Quality Assurance Cell	-	-	-	-
3(B) 19(X)	Reimbursement of Exp Incurred by Non-University Institutions	-	-	-	-
3(B) 19(XI)	Workshops/Seminars/ Conferences (Colleges)	-	-	-	-
3(B) 19(XII)	Area Studies	-	-	-	-
3(B) 19(XIII)	Career Orientation to Education including Career Counseling Cells	-	-	-	-
3(B) 19(XIII) EG	Career Orientation to Education including Career Counseling Cells	16,800	-	-	16,800
3(B) 19(XIV)	e-content Development	-	-	-	-

UNIVERSITY GRANTS COMMISSION

REVENUE CAPITAL HEAD WISE DETAILS

(Amount in Rs.)

Head	Particular	Head-31	Head-35	Head-36	Total
3(B) 19(XV)	e-governance of Higher Education and UGC office	-	-	-	-
3(B) 19(XVI)	Training for Academic Administrators of Universities , Colleges, UGC Officers	-	-	-	-
3(B) 19(XVII)	UGC Campus	-	-	-	-
3(B) 19(XVIII)	Establishment of Centers for Endangered Languages in Central Universities	750,000	-	-	750,000
3(B) 19(XIX)	Establishment of Chairs in Central Universities	-	-	-	-
3(B) 19(XX)	Construction of Women's Hostels in Central Universities	-	-	-	-
3(B) 19(XXI)	OBC Grant to Deemed Universities	-	-	-	-
3(B) 19(XXII)	Financial Assistance for BRPG	-	-	-	-
3(B) 19(XXIII)	Grant to State Universities for Providing Wi-Fi Connectivity	-	-	-	-
3(B) 19(XXIV)	Committed Liabilities (Old UGC Schemes)	388,523	28,226,434	-	28,614,957
					-
	Total	3,128,020,268	174,862,128	3,657,750,518	6,960,632,914
3(B)-Online Schemes		1,658,683,266	-	-	1,658,683,266
3(B)-RO		12,889,246	5,741,792	-	18,631,038
3(B)-EG		95,653,182	11,565,217	-	107,218,399
	Sub Total	1,360,794,574	157,555,119	3,657,750,518	5,176,100,211
3(C)					
3(C) 1	Admn. UGC	-	-	-	-
3(C)(2)	Regional Offices	5,826,899	6,219,991	-	12,046,890
3(C) 3(I)	IUC/MC	51,298,130	20,866,853	41,052,000	113,216,983
3(C) 3(II)	EMMRCs & CEC	7,662,379	159,900	23,803,000	31,625,279
3(C) 3(IV)	National Facilities Centres	1,375,136			1,375,136
3(C) 3(V)	Sub. Of Elect. Thesis (Shodhganga)	-	-	-	-
3(C)(4)	Maint. Grants to Deemed Universities	-	-	-	-
3(C) 5(I)	Maint. Grants to Delhi Colleges	467,751,491	-	1,499,416,491	1,967,167,982
3(C) 5(II)	Maint. Grants to BHU Colleges	3,624,385	-	57,152,490	60,776,875
3(C) 5(III)	Other Than Maintenance Grants to Delhi/BHU Colleges	-	-		-
3(C)(6)	Maintenance to Punjab University	-	-	147,570,000	147,570,000
3(C) 7(I)	Block Grant to State Universities	636,587	2,158,800	-	2,795,387
3(C) 7(II)	Special Heritage Status to Universities	-	-	-	-
3(C) 7(III)	Block Grant to Colleges	-	-	-	-

UNIVERSITY GRANTS COMMISSION

REVENUE CAPITAL HEAD WISE DETAILS

(Amount in Rs.)

Head	Particular	Head-31	Head-35	Head-36	Total
3(C) 7(IV)	Special Heritage Status to Colleges (RO)	-	-	-	-
3(C)(8) EG	Equal Opportunity Cell	13,617	-	-	13,617
3(C)(8)(I)	Remedial Coaching for SC/ST/OBC (Non-creamy layer) and Minority Community Students	228,000	-	-	228,000
3(C)(8)(I) EG	Remedial Coaching for SC/ST/OBC (Non-creamy layer) and Minority Community Students	72,581	-	-	72,581
3(C)(8)(II)	Coaching for NET for SC/ST/OBC (Non-Creamy Layer) and Minority Community Students	-	-	-	-
3(C)(8)(II) EG	Coaching for NET for SC/ST/OBC (Non-Creamy Layer) and Minority Community Students	53,063	-	-	53,063
3(C)(8)(III)	Coaching Classes for Entry into Services for SC/ST/OBC (Non-creamy layer) and Minority Community Students	-	-	-	-
3(C)(8)(III) EG	Coaching Classes for Entry into Services for SC/ST/OBC (Non-creamy layer) and Minority Community Students	56,076	-	-	56,076
3(C)(8)(IV)	Special Cell for SC/ST	-	-	-	-
3(C)(8)(V)	Establishment of Residential Coaching Academy for Minorities/ SC/ST and Women	636,744	-	-	636,744
3(C)(8)(VI)	Special Studies on Epoch Making Social Thinkers	-	-	-	-
3(C)(8)(VI) EG	Special Studies on Epoch Making Social Thinkers	89,042	-	-	89,042
3(C)(8)(VII)	Centre for Study of Social Exclusion and Inclusive Policy	15,015,386	-	-	15,015,386
3(C)(8)(VIII)	Schemes for Persons with Disabilities	5,768	-	-	5,768
3(C)(8)(IX)	Women Hostels for Colleges	-	-	-	-
3(C)(8)(X)	Women Hostel for State Universities	-	-	-	-
3(C) 9	Women Study Centres/Women Studies	10,054,573	-	-	10,054,573
3(C) 9 EG	Women Study Centres/Women Studies	163,800	-	-	163,800
3(C) 10	Sports Infrastructure Dev. And Equipment to Univ./Colleges	-	-	-	-
3(C) 11(I)	Universities with Potential for Excellence	-	-	-	-
3(C) 11(II)	Colleges with Potential for Excellence	310,628	-	-	310,628
3(C) 11(II) EG	Colleges with Potential for Excellence	5,511,916	2,898,601	-	8,410,517

UNIVERSITY GRANTS COMMISSION

REVENUE CAPITAL HEAD WISE DETAILS

(Amount in Rs.)

Head	Particular	Head-31	Head-35	Head-36	Total
3(C) 11(III)	Centres with Potential for Excellence in Particular Area	-	-	-	-
3(C) 12(I)	Cultural Exchange Programme	-	-	-	-
3(C) 12(II)	Raman Post Doctoral Fellowship	-	-	-	-
3(C) 13	Academic Staff College/HRDC/HRVE	37,044,794	-	-	37,044,794
3(C) 14(I)	Special Assistance Programme (SAP) Science	1,458,747	10,713,470	-	12,172,217
3(C) 14(II)	Special Assistance Programme (SAP) Humanities and Social Science	823,863	1,214,231	-	2,038,094
3(C) 14(III)	Research Capacity Building and Human Resource Development(Component-1)	219,004	108,000	-	327,004
3(C) 14(III) EG	Research Capacity Building and Human Resource Development(Component-1)	1,383,178	356,000	-	1,739,178
3(C) 16(I)	PG Scholarship for Rank Holders (Online Scheme)	-	-	-	-
	Online Transfer (Gen.)	-	-	-	-
3(C) 16(II)	Indira Gandhi PG Scholarship for Single Girl Child (Online Scheme)	-	-	-	-
	Online Transfer (Gen.)	-	-	-	-
3(C) 16(III)	Emeritus Fellowship (Online Scheme)	-	-	-	-
	Online Transfer (Gen.)	-	-	-	-
3(C) 16(IV)	Post Doctoral Fellowship for Women (Online Scheme)	920,548	-	-	920,548
	Online Transfer (Gen.)	-	-	-	-
3(C) 16(V)	Jr. Research Fellowship for NET Qualified Candidates (Online Scheme)	-	-	-	-
	Online Transfer (Gen.)	834,607,289	-	-	834,607,289
3(C) 16(VI)	Dr. S. Radhakrishnan PDF (Online Scheme)	-	-	-	-
	Online Transfer (Gen.)	-	-	-	-
3(C) 16(VII)	Swami Vivekananda Single Girl Child Fellowship (Online Scheme)	-	-	-	-
	Online Transfer (Gen.)	-	-	-	-
3(C) 16(VIII)	Dr. D.S. Kothari PDF (Online Scheme)	-	-	-	-
	Online Transfer (Gen.)	-	-	-	-
3(C) 16(IX)	Post Doctoral Fellowship for SC/ST Candidates	-	-	-	-
	Online Transfer (Gen.)	-	-	-	-
3(C) 16(X)	Grants for Basic Scientific Research (BSR) (Online Scheme)	5,635,388	-	-	5,635,388
	Online Transfer (Gen.)	-	-	-	-

UNIVERSITY GRANTS COMMISSION

REVENUE CAPITAL HEAD WISE DETAILS

(Amount in Rs.)

Head	Particular	Head-31	Head-35	Head-36	Total
3(C) 16(XI)	PG Scholarship for Professional Courses for SC/ST Candidates (Online Scheme)	-	-	-	-
	Online Transfer (SC)	31,205,956	-	-	31,205,956
3(C) 16(XII)	PG Scholarship for M.E./M.Tech. to GATE Qualified Students	-	-	-	-
	Online Transfer (Gen.)	-	-	-	-
3(C) 16(XIII)	Jr. Research Fellowship and RA to Foreign Nationals	-	-	-	-
3(C) 16(XIV)	Research Fellowship in Humanities and Social Sc. for Meritorious Students	-	-	-	-
3(C) 16(XV)	Free Education for Sports Medal Winners/ Participants of National/ International Events.	-	-	-	-
3(C) 17(I)	Research Awards to Teachers	-	-	-	-
3(C) 17(II)	Research Scientists	-	-	-	-
3(C) 17(III)	Major Research Projects	-	-	-	-
	(a) Science	-	-	-	-
	(b) Humanities and Social Science	-	-	-	-
3(C) 17(IV)	Minor Research Projects (Colleges)	-	-	-	-
3(C) 18	Introduction of Vocational Education in Higher Education & Community Colleges (NSQF)	-	-	-	-
3(C) 18 EG	Introduction of Vocational Education in Higher Education & Community Colleges (NSQF)	39,401,342	1,766,180	-	41,167,522
3(C) 19(I)	Special Honorarium to the Fellow of at Least Two of the Academies Identified by UGC	-	-	-	-
3(C) 19(II)	Grants for Specific Purpose	-	-	-	-
3(C) 19(III)	Autonomous Colleges	-	-	-	-
3(C) 19(IV)	Raj Bhasha	-	-	-	-
3(C) 19(V)	Travel Grant	-	-	-	-
3(C) 19(VI)	Promotion of IPR Awareness & Facilitation for Patents	-	-	-	-
3(C) 19(VII)	PIHEAD	-	-	-	-
3(C) 19(VIII)	Faculty Development Programme in Colleges	-	-	-	-
3(C) 19(IX)	Internal Quality Assurance Cell	-	-	-	-
3(C) 19(X)	Reimbursement of Exp Incurred by Non-University Institutions	-	-	-	-
3(C) 19(XI)	Workshops/Seminars/ Conferences (Colleges)	-	-	-	-
3(C) 19(XII)	Area Studies	-	-	-	-

UNIVERSITY GRANTS COMMISSION

REVENUE CAPITAL HEAD WISE DETAILS

(Amount in Rs.)

Head	Particular	Head-31	Head-35	Head-36	Total
3(C) 19(XIII)	Career Orientation to Education including Career Counseling Cells	-	-	-	-
3(C) 19(XIII) EG	Career Orientation to Education including Career Counseling Cells	8,400	-	-	8,400
3(C) 19(XIV)	e-content Development	-	-	-	-
3(C) 19(XV)	e-governance of Higher Education and UGC office	-	-	-	-
3(C) 19(XVI)	Training for Academic Administrators of Universities , Colleges, UGC Officers	-	-	-	-
3(C) 19(XVII)	UGC Campus	-	-	-	-
3(C) 19(XVIII)	Establishment of Centers for Endangered Languages in Central Universities	375,000	-	-	375,000
3(C) 19(XIX)	Establishment of Chairs in Central Universities	-	-	-	-
3(C) 19(XX)	Construction of Women's Hostels in Central Universities	-	-	-	-
3(C) 19(XXI)	OBC Grant to Deemed Universities	-	-	-	-
3(C) 19(XXII)	Financial Assistance for BRPG	-	-	-	-
3(C) 19(XXIII)	Grant to State Universities for Providing Wi-Fi Connectivity	-	-	-	-
3(C) 19(XXIV)	Committed Liabilities (Old UGC Schemes)	194,263	14,143,177	-	14,337,440
	Total	1,523,663,973	60,605,203	1,768,993,981	3,353,263,157
3(C)-Online Schemes		865,813,245	-	-	865,813,245
3(C)-RO		5,826,899	6,219,991	-	12,046,890
3(C)-EG		46,753,015	5,020,781	-	51,773,796
	Sub Total	605,270,814	49,364,431	1,768,993,981	2,423,629,226
3(D)	Special Component to NER				
3(D)	UGC (NER) Head Office	57,654,849	20,784,668	-	78,439,517
	EG	25,552,140	2,893,294	-	28,445,434
	NERO	11,776,118	60,861,420	-	72,637,538
	Online	1,543,979,084	-	-	1,543,979,084
	Sub Total	1,638,962,191	84,539,382	-	1,723,501,573
3(E)	Special Component to NER-SC				
3(E)	UGC (NER) SC Head Office	14,017,906	4,287,950	-	18,305,856
	EG	14,988,476	2,080,000	-	17,068,476
	NERO		11,360,680	-	11,360,680
	Online	342,999,824	-	-	342,999,824

UNIVERSITY GRANTS COMMISSION

REVENUE CAPITAL HEAD WISE DETAILS

(Amount in Rs.)

Head	Particular	Head-31	Head-35	Head-36	Total
	Sub Total	372,006,206	17,728,630	-	389,734,836
3(F)	Special Component to NER-ST				
3(F)	UGC (NER) ST Head Office	7,644,184	2,143,975	-	9,788,159
	EG	8,637,771	1,400,000	-	10,037,771
	NERO		7,064,400	-	7,064,400
	Online	175,500,412	-	-	175,500,412
	Sub Total	191,782,367	10,608,375	-	202,390,742
	Grand Total (C)	20,727,273,926	1,148,119,740	22,676,480,066	44,551,873,732
Sector-4	Specific Fund Released by MHRD				
4(I)	Social Infrastructure Development Fund	-	-	-	-
4(II)	National Mission on Education through Information and Communication Technology	-	-	-	-
4(III)	Specific funds Release by the M/HRD Indo-US 21st Century Knowledge Initiative	5,200,564	-	-	5,200,564
4(IV)	Distance Education Bureau (Gen)	110,000,000	-	-	110,000,000
4(IV)	Distance Education Bureau (SC)	-	-	-	-
4(IV)	Distance Education Bureau (ST)	-	-	-	-
	Total (D)	115,200,564	-	-	115,200,564
	Sub Total (A, B, C, D)	45,646,704,315	7,625,124,093	81,738,935,286	135,010,763,694
Sector-5	National Fellowship for SC	1,362,577,276	-	-	1,362,577,276
Sector-6	National Fellowship for ST	334,900	-	-	334,900
Sector-7	"Maulana Azad National Fellowship for Minorities"	781,544,184	-	-	781,544,184
Sector-9	National Fellowship for OBC	603,556,410	-	-	603,556,410
	Total (E)	2,748,012,770	-	-	2,748,012,770
	GRAND TOTAL (A-E)	48,394,717,085	7,625,124,093	81,738,935,286	137,758,776,464

Place :

Date :



(P. N. GUPTA)
UNDER SECRETARY



(DR. N. GOPUKUMAR)
JOINT SECRETARY



(PRAKASH KUMAR THAKUR)
FINANCIAL ADVISOR



(PROF. RAJNISH JAIN)
SECRETARY

UNIVERSITY GRANTS COMMISSION

GENERAL PROVIDENT FUND ACCOUNT

RECEIPTS AND PAYMENTS ACCOUNTS FOR THE YEAR ENDED 31st MARCH 2022

(Amount in Rs.)

Receipts	2021-2022	2020-2021	Payments	2021-2022	2020-2021
Opening Balance			GPF Adv./Withdrawal	203,354,303	176,696,802
Bank	8,916,971	27,233,640			
Deposits A/C FDR	402,400,000	413,500,000			
Govt securities	230,340,000	230,340,000			
GPF Subscription	93,618,273	93,665,900			
CPF Subscription	-	-	Closing Balance:-		
"CPF Government Contribution"	-	-	Bank	7,054,776	8,916,971
Accrued Interest	-	-	Investment in Govt. Securities	230,340,000	230,340,000
Interest Received			Deposits A/C FDR	324,200,000	402,400,000
Interest on Saving Bank	307,700	1,038,268			
Interest on FDRs	10,552,242	33,762,072			
Interest on Govt. securities	18,813,893	18,813,893			
Interest Subsidy Received from UGC Estt. Account	-	-			
TOTAL	764,949,079	818,353,773	TOTAL	764,949,079	818,353,773

Place :

Date :



(P. N. GUPTA)
UNDER SECRETARY



(DR. N. GOPUKUMAR)
JOINT SECRETARY



(PRAKASH KUMAR THAKUR)
FINANCIAL ADVISOR



(PROF. RAJNISH JAIN)
SECRETARY

UNIVERSITY GRANTS COMMISSION
GENERAL PROVIDENT FUND ACCOUNT
BALANCE SHEET AS AT 31st MARCH 2022

(Amount in Rs.)

Liabilities	2021-2022	2020-2021	Assets	2021-2022	2020-2021
			Investment		
Opening Balance	633,609,852	671,073,640	In Term Deposits	324,200,000	402,400,000
Less: Adjustment in Withdrawal	-	-	In Govt Securities	230,340,000	230,340,000
Add: Subscriptions in the year	93,618,273	93,665,900	Accrued Interest	27,007,703	16,597,498
Add: Interest Credited	40,870,887	45,567,114			
Less: Advance/withdrawal	203,354,303	176,696,802			
			Cash Balance		
Closing Balance	564,744,709	633,609,852	Bank Balance	7,054,776	8,916,971
Opening Balance	24,644,617	30,299,393		-	-
Add: Excess of Income over Expenditure	-786,847	-5,654,776		-	-
Add: Opening Balance Accrued Interest	-	-			
Closing Balance	23,857,770	24,644,617		-	-
CURRENT LIABILITY					
TOTAL	588,602,479	658,254,469	TOTAL	588,602,479	658,254,469

Place :

Date :



(P. N. GUPTA)
UNDER SECRETARY



(DR. N. GOPUKUMAR)
JOINT SECRETARY



(PRAKASH KUMAR THAKUR)
FINANCIAL ADVISOR



(PROF. RAJNISH JAIN)
SECRETARY

UNIVERSITY GRANTS COMMISSION

GENERAL PROVIDENT FUND ACCOUNT

INCOME AND EXPENDITURE ACCOUNT FOR THE YEAR ENDED 31ST MARCH 2022

(Amount in Rs.)

Expenditure	2021-2022	2020-2021	Income	2021-2022	2020-2021
Interest Credited to:			Interest earned on Investment	20,962,447	20,060,177
			Interest on Govt Securities	18,813,893	18,813,893
GPF Account	40,870,887	45,567,114	Interest on Saving Bank Account	307,700	1,038,268
CPF Account	-	-	Interest Subsidy Received from UGC Estt. Account		
University Contribution (CPF)	-	-		-	-
NPS Tier-II Account	-	-			
Excess of Income over Expenditure	-	-	Excess of Expenditure over Income	786,847	5,654,776
TOTAL	40,870,887	45,567,114	TOTAL	40,870,887	45,567,114

Place :

Date :



(P. N. GUPTA)
UNDER SECRETARY



(DR. N. GOPUKUMAR)
JOINT SECRETARY



(PRAKASH KUMAR THAKUR)
FINANCIAL ADVISOR



(PROF. RAJNISH JAIN)
SECRETARY

UNIVERSITY GRANTS COMMISSION

NPS ACCOUNT

RECEIPTS AND PAYMENTS ACCOUNTS FOR THE YEAR ENDED 31st MARCH 2022

(Amount in Rs.)

Receipts	2021-2022	2020-2021	Payments	2021-2022	2020-2021
Opening Balance			Payment made to NSDL	18,043,088	257,435
Bank	113,097	354,431	Payment made to NSDL for charges	36,159	-
Deposits A/C FDR	-	-			
Govt securities	-	-			
NPS Subscription	17,984,505	-			
			Closing Balance:-		
			Bank	27,129	113,097
Interest Received			Deposits A/C FDR	-	-
Interest on Saving Bank	8,774	16,101			
Interest on FDRs	-	-			
TOTAL	18,106,376	370,532	TOTAL	18,106,376	370,532

Place :

Date :



(P. N. GUPTA)
UNDER SECRETARY



(DR. N. GOPUKUMAR)
JOINT SECRETARY



(PRAKASH KUMAR THAKUR)
FINANCIAL ADVISOR



(PROF. RAJNISH JAIN)
SECRETARY

UNIVERSITY GRANTS COMMISSION

NPS ACCOUNT

BALANCE SHEET AS AT 31st MARCH 2022

(Amount in Rs.)

Liabilities	2021-2022	2020-2021	Assets	2021-2022	2020-2021
			Investment		
Opening Balance	71,129	328,564	In Term Deposits	-	-
Less: Adjustment in Withdrawal	-	-			
Add: Subscriptions in the year	17,984,505	-			
Add: Interest Credited					
Less: Transfer to NSDL	18,043,088	257,435			
			Cash Balance		
Closing Balance	12,546	71,129	Bank Balance	27,129	113,097
Opening Balance	41,968	25,867			
Add: Excess of Income over Expenditure	-27,385	16,101			
Closing Balance	14,583	41,968			
TOTAL	27,129	113,097	TOTAL	27,129	113,097

Place :


Date :



(P. N. GUPTA)
UNDER SECRETARY



(DR. N. GOPUKUMAR)
JOINT SECRETARY



(PRAKASH KUMAR THAKUR)
FINANCIAL ADVISOR



(PROF. RAJNISH JAIN)
SECRETARY

UNIVERSITY GRANTS COMMISSION

NPS ACCOUNT

INCOME AND EXPENDITURE ACCOUNT FOR THE YEAR ENDED 31ST MARCH 2022

(Amount in Rs.)

Expenditure	2021-2022	2020-2021	Income	2021-2022	2020-2021
Interest Credited to:			Interest earned on Investment		
			Interest on Govt Securities		
NPS Account	-	-	Interest on Saving Bank Account	8,774	16,101
CPF Account	-	-			
University Contribution (CPF)	-	-			
NSDL charges	36,159	-			
Excess of Income over Expenditure	-	16,101	Excess of Expenditure over Income	27,385	-
TOTAL	36,159	16,101	TOTAL	36,159	16,101

Place :

Date :



(P. N. GUPTA)
UNDER SECRETARY



(DR. N. GOPUKUMAR)
JOINT SECRETARY



(PRAKASH KUMAR THAKUR)
FINANCIAL ADVISOR



(PROF. RAJNISH JAIN)
SECRETARY

UNIVERSITY GRANTS COMMISSION

SCHEDULES FORMING PART OF ACCOUNTS FOR THE YEAR ENDED MARCH 31, 2022

SCHEDULE: 23

PRINCIPLE ACCOUNTING POLICIES

1. Accounts
 - a) The Financial Statements are prepared on the basis of historical cost convention and generally on the accrual method of accounting unless otherwise stated.
 - b) All Receipts on account of refund of unspent grants are accounted on cash basis.
2. Grants-in-Aid

Grants are recognized on receipt basis & taken to credit of Income & Expenditure account except to the extent of expenditure of capital nature incurred (which amount is credited directly to the capital fund). Any Non monetary grant received free of cost is reflected at nominal amount of Re.1/-.
3. Fixed Assets and Depreciations
 - a) Depreciation has been charged on Straight line method as provided in new format of standardization of accounts issued by Ministry of Education. In respect of additions to fixed assets or reduction (sale) of fixed asset during the year, depreciation is provided for full year irrespective of date of addition or reduction. Depreciation charged on fixed assets at Straight Line Method at the following rates:-

a.	Furniture and Fixtures	7.5%
b.	Electrical Appliances	5.0%
c.	Computer/Peripherals	20%
d.	Library books & Journals	10%
e.	Motor Vehicle	10%
f.	Office Equipment	7.5%
g.	Computer Software	40%
4. **Interest on All Deposits/ Investments is accounted for on accrual basis.**
5. **Employees Salaries/Benefits**
 - a. Central Government Employees service rules are by and large, made applicable to the employees of the UGC.
 - b. For accounting of employee benefit, the council conducted actuarial valuation. According to the report of Actuarial valuation, the Council has made a provision of Rs. (49,49,081) /- for Gratuity, Rs. 87,52,03,701/- for Pension and Rs. 2,29,16,538/- for Leave Encashment in Income & Expenditure Account. This additional Provisioning has resulted excess of expenditure over income of Rs. 89,31,71,158/- in Income & Expenditure Account.

Place :

Date :



(P. N. GUPTA)
UNDER SECRETARY



(DR. N. GOPUKUMAR)
JOINT SECRETARY



(PRAKASH KUMAR THAKUR)
FINANCIAL ADVISOR



(PROF. RAJNISH JAIN)
SECRETARY

UNIVERSITY GRANTS COMMISSION

SCHEDULES FORMING PART OF ACCOUNTS FOR THE YEAR ENDED MARCH 31, 2022

SCHEDULE: 24

NOTES TO THE ACCOUNTS

1. Grant received from Government, based on budget approved by the Parliament, constitute main source of receipts of UGC. Though the grants received (after the adjustment of expenditure of capital nature) are taken to income and expenditure account, the effective income of UGC is nil in the light of restrictions that without sanction of Government, the unspent balance of Grants is carried forward for next financial year. Thus this does not attract any Income tax liability.
2. The Building in which UGC is housed belongs to Land & development office, M/o Urban Development, New Delhi. UGC is the lessee of this property and it was allotted on 17-06-1960 with NIL Rent. UGC maintains this building and pays its property tax.
3. Surplus funds are kept temporarily with Schedule Bank. No restrictions exist on utilization of amount at any point of time.
4. During Financial Year 2018-19 the Commission made separate balance sheet for GPF for the first time. Since till Financial Year 2017-18, it was merged with the main financial statement hence no opening balance was taken in the separate balance sheet of GPF.
5. In the previous audit report issued by C&AG, the audit team pointed out that the commission was not accounting salary for March in a particular financial year. This was because for salary purpose the commission was taking financial year from March to February. During financial year 2021-22 the commission has accounted for the salary of March and hence in this particular financial year salary for thirteen months has been taken.
6. The Ministry of Finance issued a notification, according to which the Government of India opened a Treasury Single Accounts (TSA) of Commission which is managed by RBI. As per notification, any balance which is left unspent in the account as on 31st March is lapsed to the Government authorities or funding agencies. Accordingly as on 31.03.2022, the Commission has an outstanding balance of Rs. 2,12,96,656/- in TSA account which is lapsed to the Government accounts automatically at the end of day of 31st March. Hence the closing balance of the aforesaid account becomes Nil.
7. The Commission sanction Grants to various Colleges and Universities. Out of the total amount released, a sum of Rs. 189,67,21,243/- was unutilized at the end of day of 31st March 2022. This unutilized balance was also lapsed to the Government authorities or funding agencies.
8. Total advance paid to CPWD is Rs. 9,35,92,832/- which includes an amount of Rs. Nil as an advance during the year 2021-2022 against which the expenditure statement and refund received from CPWD is Nil and net outstanding balance as on 31/03/2022 is Rs. 9,35,92,832 /-.
9. Advances made and shown as recoverable are adjusted to final head of account/recovered on receipt of final bill/ receipt from the concerned party/department.
10. OTHER
 - a) Corresponding figure for the previous year have been re-grouped/ re-arranged wherever necessary in the financial statements of the accounts and schedule including receipts and payments for the financial year 2021-2022.
 - b) The figures of the financial statements have been rounded off to the nearest India Rupees.

Place :

Date :



(P. N. GUPTA)
UNDER SECRETARY



(DR. N. GOPUKUMAR)
JOINT SECRETARY



(PRAKASH KUMAR THAKUR)
FINANCIAL ADVISOR



(PROF. RAJNISH JAIN)
SECRETARY

UNIVERSITY GRANTS COMMISSION

SCHEDULES FORMING PART OF ACCOUNTS FOR THE YEAR ENDED MARCH 31, 2022

1. CONTINGENT LIABILITIES

- a) Liabilities in respect of the court and other cases against University Grants Commission amounts are not ascertainable.

2. CAPITAL COMMITMENTS

- a) The capital commitment of the organization- University Grants Commission has been shown in capital corpus funds as per schedule of Balance Sheet as at 31st March 2022.

3. CURRENT ASSETS AND ADVANCES

- a) The current assets, loans and advances have a value on realization in ordinary course of the activities, equal at least to the aggregate amounts shown in the financial statements.